

Improving Literacy Using Mobile Technology

Presented by:

Steve Quann
Lisa Robertson
Nell Eckersley
Susan Gaer

This training was supported under the LINCS Regional Professional Development Center for Adult Education, PR/Award Number V191B1100002, administered by the Office of Adult Career, Technical, and Adult Education, U. S. Department of Education. However, the contents do not necessarily represent the positions of policies of the Office of Career, Technical, and Adult Education or the U.S. Department of Education, and you should not assume endorsement by the Federal Government.



Why Should I Know About LINCS?

LINCS provides you with the information, resources, professional development activities, and online network you need to enhance your practice and ensure your adult students receive high-quality learning opportunities.



<http://lincs.ed.gov/>

LINCS is funded by the U.S. Department of Education, Office of Career, Technical, and Adult Education.

LINCS to the Rescue!




How can LINCS help you with your work? It offers:

- **A Resource Collection** containing high-quality, evidence-based materials in 16 topic areas;
- An online **Community of Practice** where you can share and collaborate with your peers;
- **A Learning Portal** where you can engage in self-paced and facilitated professional development courses; and
- Four **Regional Professional Development Centers** (RPDCs) that deploy evidenced-based PD trainings to states.

For a video overview of LINCS, visit:


<http://www.youtube.com/watch?v=w3bq6Mdn2Qg>

■ Don't Miss a Beat; Connect with Us

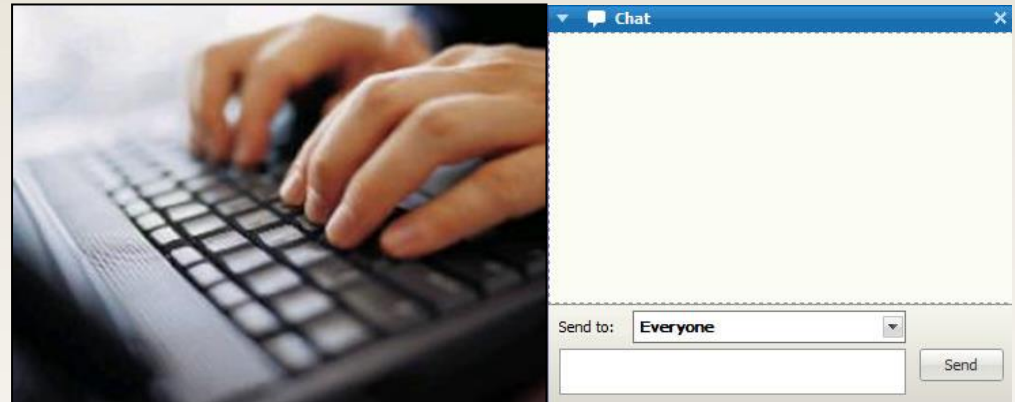
- Join the **Community**: <https://community.lincs.ed.gov>
- Access the **Learning Portal**:
<http://lincs.ed.gov/courses>
- Search the **Resource Collection**:
<http://lincs.ed.gov/collections>
- Follow the latest updates: @LINCS_ED 
- Join our professional group: LINCS_ED 
- Watch webinar archives and more: LincsEd 

WebEx Interface Overview

Please remain muted!




Use chat box for discussion



Send chats to everyone



Improving Literacy Using Mobile Technology




Ben Bruno
Media Specialist
bbruno@worlded.org



Steve Quann
Senior Advisor for Technology in Education
squann@worlded.org



Lisa Robertson
ABE Coordinator
Windham Raymond Adult Education



Nell Eckersley
Director, New York City Regional
Adult Education Network



Susan Gaer
Professor of ESL
Santa Ana College School
of Continuing Education

■ Improving Literacy Using Mobile Technology

- Technologies to Support Adult Literacy

http://www.nap.edu/openbook.php?record_id=13469&page=27

- ABC, 123: Can Mobile Phones Improve Learning?
Evidence from a Field Experiment in Niger

http://www.iza.org/conference_files/worldb2011/ksoll_c6784.pdf

■ Improving Literacy Using Mobile Technology

How can technology improve motivation and literacy?

- Increased access and convenience
- Improved feedback mechanisms
- Unique communication features
- Practice via social media




“Technology does not of itself produce learning;
it simply amplifies and extends instructional strategies.”

What are some
successful strategies?



■ Lisa Robertson – ShowMe



Lisa Robertson

ABE Coordinator

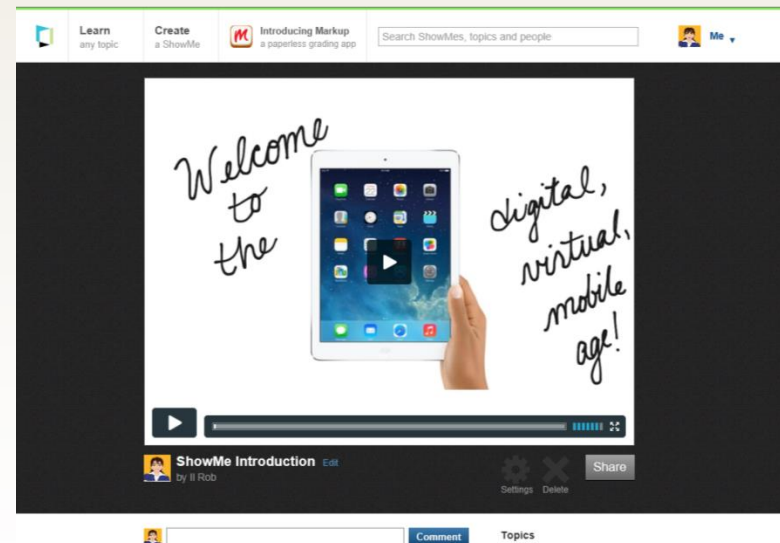
Windham Raymond Adult Education

■ Lisa Robertson – ShowMe



The Tool: ShowMe App

- Videos are housed at Showme.com
- Videos come with a unique embed code
- Intuitive, non-distracting interface
- Social media design with following other creators, sharing on Facebook, etc.



■ Lisa Robertson – ShowMe



The Need:

Increased teaching/learning time,
usually outside the classroom

- Learners need repetition
- Teaching in multiply learning styles reaches more learners – ShowMe is visual, auditory, and kinesthetic
- Learners appreciate mobile lessons
- Frees up the teacher to work with other learners

■ Lisa Robertson – ShowMe



Promising Uses:

- To make flash cards for vocabulary (both for English and foreign language learning)
- To introduce lessons
- To reinforce lessons, learners can watch at home while doing homework
- Students create videos as another practice in the material
- To clone the instructor
- To use with home-bound students

■ Lisa Robertson – ShowMe



The Proof:

- Learner and teacher comments
- Increased student engagement and learning leading to increased retention and goal achievement

■ Lisa Robertson – ShowMe

What Does it Look Like? A Typical Lesson



Examples:

Introduction lesson on slope: <http://www.showme.com/sh/?h=xTp9Qps>

Student made review on equations: <http://www.showme.com/sh/?h=CMd8qiO>

Coaches soccer position video: <http://www.showme.com/sh/?h=cJriHNQ>

■ Nell Eckersley – QR Codes



<http://slidesha.re/15Nu9av>

Nell Eckersley

Director, New York City Regional Adult Education Network
Subject Matter Expert on LINCS Community Technology & Learning Group

■ Nell Eckersley – QR Codes

The idea: Using QR Codes to get mobile device users to the same place online at the same time

The need: When including mobile devices in instruction, how do you get everyone to the same place online, quickly and easily?

Evidence/outlook: Research & Experience in providing professional development

■ Nell Eckersley – QR Codes

- Download a QR Code scanner now if you have a mobile device like a smart phone or a tablet that:
 - Has a camera
 - Can access the internet
 - Can download Apps
- Examples of QR Code Scanner/Reader Apps
 - Apple Devices: [Qrafter](#)
 - Android Devices: [QR Droid](#)



NOTE: You should NOT have to pay money or give information about yourself when selecting and installing a QR Code reader or scanner

■ Nell Eckersley – QR Codes

Why Use QR Codes?

- https://docs.google.com/forms/d/10C6qi7-gECHc2s9Uynlh4fXmZyob_7vlyJyWLNSapV4/viewform
- <http://bit.ly/1gM5ftX>
- <http://bit.ly/NEvaluation>



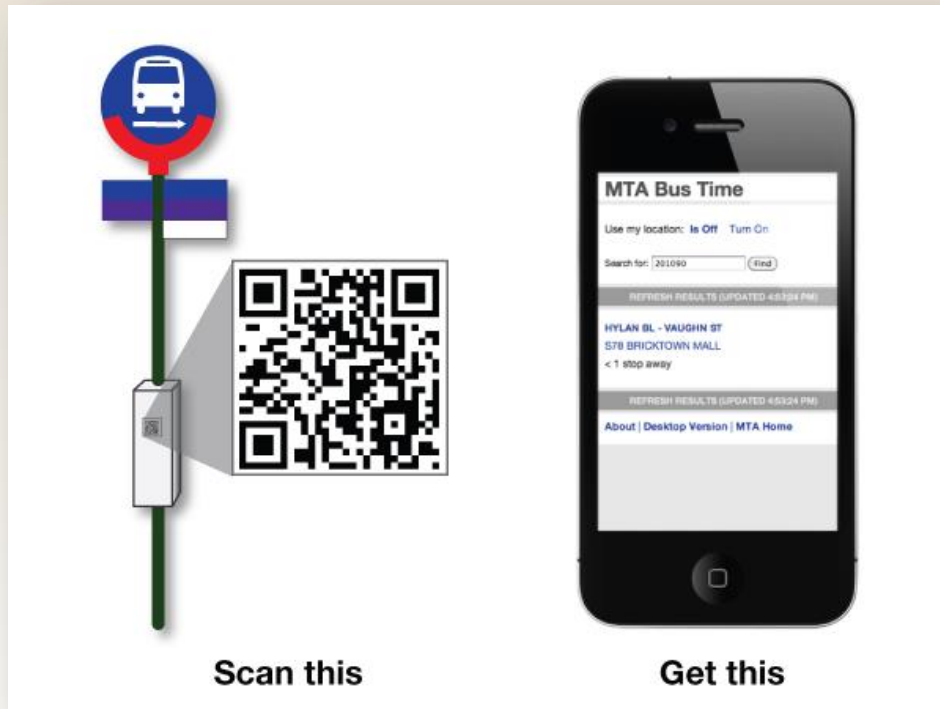
■ Nell Eckersley – QR Codes

Why Use QR Codes?

- Helps everyone get to the same place online at the same time (on mobile devices)
- Supports using video, audio, visual resources inside and outside the classroom
- Supports College and Career Readiness Standards for Adult Education
- Teachers **and** students can create QR Codes
- Feels like Magic



Nell Eckersley – QR Codes in Real Life



Nell Eckersley – QR Codes in Education



■ Nell Eckersley – QR Codes

Image with Narration

- To hear about this photo, go to this link <http://bit.ly/17nx5bO>
- Or scan this QR Code



Tools used to create this:

<https://www.google.com/voice>

<https://www.dropbox.com/>

<https://vimeo.com>

<http://bitly.com/>




■ Nell Eckersley – QR Codes

Steps to Using in Education

1. QR Codes are just a tool, first priority is to consider your learning objective
2. Make sure you and your students have devices that can read QR Codes
3. If devices do not have QR Code Readers, take time out to download the appropriate app some days/weeks before you plan to use QR Codes in class
4. Make sure destination URL is mobile friendly
5. Create the QR Codes you need

Nell Eckersley – Make Your Own QR Code

- Kaywa <http://qrcode.kaywa.com/>




Enjoy your 5 free Dynamic QR Codes! You can **upgrade** anytime.



☒ URL ☐ Facebook ☐ Contact BETA ☐ Coupon More ▾

Dynamic ☒ Static

Generate



This is a static QR code. We do not store it for you, its content can never be changed, it will never be trackable, and we cannot give you any support on it. For further information please [watch this video](#)

SAVE THIS CODE TO ADD IT TO YOUR BLOG OR YOUR DOCUMENTS. You can also use the code's [permalink](#), or copy-paste the following HTML code:

```

```

■ Susan Gaer – Flickr as a Teaching Tool



Susan Gaer

Professor of ESL
Santa Ana College School
of Continuing Education



■ Susan Gaer – Flickr as a Teaching Tool

Flickr is a photo sharing tool that has been owned by Yahoo since 2005.



<http://www.susangaer.com>

■ Susan Gaer – Features of Flickr Mobile

<https://mobile.yahoo.com/flickr>

Good Classroom features



- Automatic upload from Ipad/Iphone and Android
- Assign rights easily
- Create groups for separate classes
- Allow for description and comments

Account 1 is username: studentcec password: 2900SACsce

Account 2 is username: saccec password: 654321cB

Susan Gaer – Camera as writing tool

Texting as a teaching tool



favorite
clothing in
closet

your pet

favorite
piece of
furniture

family

best friend

meal

house

neighborhood

work

Susan Gaer – Student Story

My Cabinet By Halima Hassan



My cabinet is an old friend of ours. When I open the cabinet she roars like a lion and she smells like old wood. No matter how she looks and she smells, she protects our dishes from the desk. She helps us to keep our kitchen clean. She protects us from everything that is around her. Also we keep our food in her. She does a lot of jobs around the kitchen. She has always been a good friend to us and we would never leave her.

Susan Gaer – Favorite Pet

My Cat **By Maria Ramirez**



My cat is lucky because my whole family loves him. My cat used to live on the street before, because he was abandoned. One day, my grandchild saw the cat and she told me to pick him up and take him home. She insisted to me and I said yes. Then when we got home we fed him right away. Now my cat, Lopez, is happy with us. That is why my cat is lucky because he has a home and one family that loves him a lot.

Susan Gaer

Typical Day

Illustrate Idioms

Illustrate
vocabulary

Photo Hunts




Photos as a management tool

■ Susan Gaer – Flickr as a Teaching Tool

What Does it Look Like? A Typical Lesson





A silhouette of a person walking from left to right, carrying a large, thick book under their arm. The background is a light blue gradient.

Wrapping it up:

How is literacy and motivation improved with mobile technology?

- Improves access to information
- Increases motivation
- Is relevant
- Provides practice
- Allows sharing

Questions



Thank you for attending!
Please respond to the survey that will be emailed to you.

Improving Literacy Using Mobile Technology

Presented by:

Steve Quann
Lisa Robertson
Nell Eckersley
Susan Gaer

This training was supported under the LINCS Regional Professional Development Center for Adult Education, PR/Award Number V191B1100002, administered by the Office of Adult Career, Technical, and Adult Education, U. S. Department of Education. However, the contents do not necessarily represent the positions of policies of the Office of Career, Technical, and Adult Education or the U.S. Department of Education, and you should not assume endorsement by the Federal Government.

