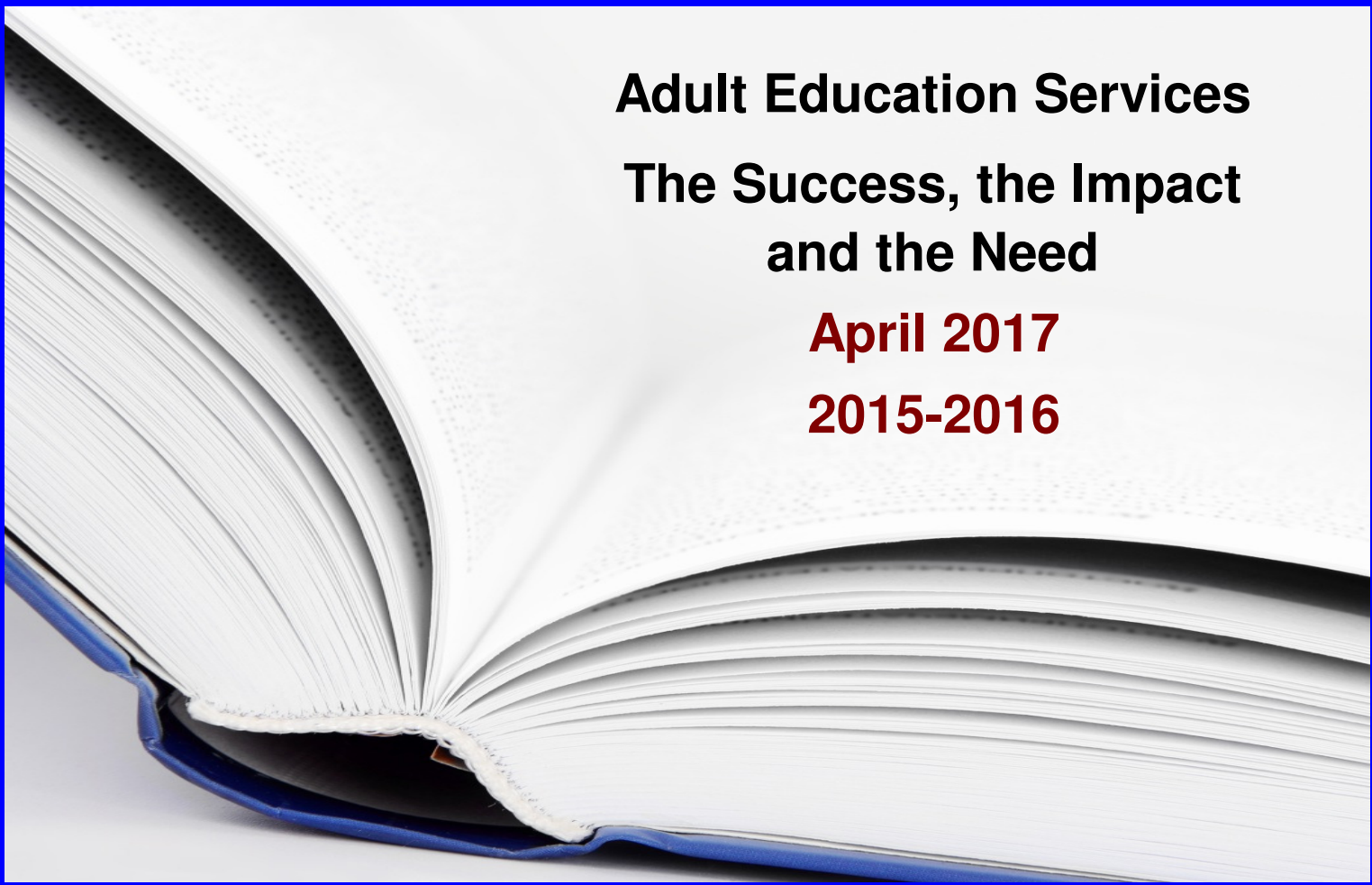


# **THE BLUE BOOK**

## **Legislator's Resource Book**



**Adult Education Services  
The Success, the Impact  
and the Need**

**April 2017**

**2015-2016**

**PREPARED BY:  
NATIONAL COUNCIL OF STATE DIRECTORS OF ADULT EDUCATION  
444 NORTH CAPITOL STREET, NW  
SUITE 422  
WASHINGTON, DC 20001  
202.624.5250 PHONE 202.624-1497 FAX  
[WWW.NCSDAE.ORG](http://WWW.NCSDAE.ORG)**

# Blue Book Introduction

## **Fundamentals of Adult Education**

Adult education programs serve 1.5 million of the 93 million who could benefit from services.<sup>1</sup> There are waiting lists in most states.<sup>2</sup>

Often, undereducated adults are challenged with learning disabilities, some diagnosed and some undiagnosed.<sup>3</sup> Thus, they may have average or above intelligence, but just process information differently. That might explain why they were not successful in school as children.

Forty-three percent (43%) of current adult education students are English language learners. Twelve percent (12%) are adult secondary students seeking their high school diploma or equivalent. Another Forty-five percent (45%) are native speakers below the ninth grade level.<sup>4</sup> They come to adult education to leave public assistance, to qualify for employment, to help their children with homework, to become more involved in their communities, and to achieve citizenship skills.<sup>5</sup>

Classes are held in public schools, community colleges, community based organizations, faith-based organizations, universities, libraries and others.<sup>6</sup> That diversity links adult education with a number of other support services in the community and at work.

Eighty percent (80%) of the 46,500 adult education teachers are part-time<sup>7</sup> -- mainly because most of our students can commit only part of their day to learning. Part-time teachers bring a richness from their other professions but they also require significant professional development to provide them with the skills they need to respond to the learning needs and levels of adult learners.

Seventy percent (\$1.24Billion) of the annual funding is from State and Local sources while only thirty percent (\$543M) is from Federal WIOA funds.

Adult education programs are successful in meeting their performance measures as identified in the federal law and negotiated each year with the Department of Education. Those measures include: educational gains in reading, math, and/or English; completion of secondary education; transition to postsecondary education; employment; and retaining employment.<sup>8</sup> The Office of Management and Budget (OMB) has rated adult education as an "Effective" program-- one of only six Department of Education programs to receive this highest rating.<sup>9</sup>

The following pages provide a snapshot with charts and graphs that depict demographics and impact for the nation and for your state. The Participant data was taken directly from the NRS. Specifically, enrollment data was taken from NRS 2015-2016 Table 1; data on participant status at the time of program entry was taken

---

1 National Assessment of Adult Literacy

2 NCSDAE, Adult Student Waiting List Survey 2009-2012,

<http://www.ncsdae.org/2010%20Adult%20Education%20Waiting%20List%20Report.pdf>

3 Vogel, Susan A. and Reeder, Stephen (Eds.), 1998, Learning Disabilities, Literacy, and Adult Education.

4 National Reporting System (NRS), Office of Vocational and Adult Education, aggregate report, table 3

5 NRS aggregate report, table 11

6 NRS report, aggregate table 14

7 NRS report, aggregate table 7

8 NRS aggregate reports, tables 4 and 7

9 <http://georgewbush-whitehouse.archives.gov/omb/expectmore/summary/10000180.2006.html>

# Blue Book Introduction

from NRS Table 6; program percentages from NRS Table 3; program performance data from NRS Table 4; GED/HS completion data from NRS Table 5; non federal funding and the federal grant from OVAE from NRS 2015-2016 Financial Status Report 2 (FSR 2). The table at the bottom of each page shows educational levels and self-reported English language proficiency of all adults in the state, ages 25 and over; this information was taken from the U.S. Census, American Community Survey 2015 five-year projections.

The bar chart detailing younger participants, under the age of 25, shows the distribution of those learners among the three program elements: adult basic education (ABE), adult secondary education (ASE), and English as a Second Language (ESL).

Please feel free to **contact your adult education state director** listed at the bottom of your state's page to say "Thank You" for a job well done and for more details on adult learning needs, opportunities, and successes in your state.

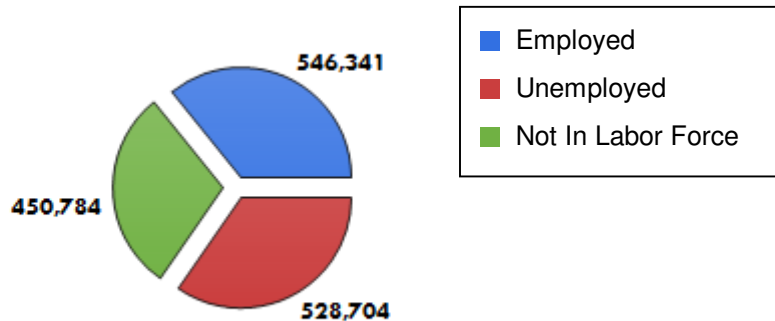
# PROGRAM FACT SHEET 2015-2016\*

## U.S. Totals

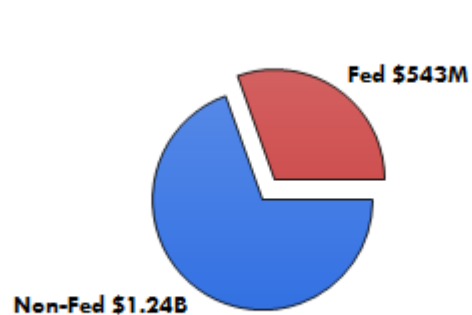
ENROLLMENT				
	Adult Basic Education	Adult Secondary Education	English Literacy	Total
<b>TOTAL</b>	662,788	178,934	699,046	1,540,768

HSE / High School Completion Graduates	Number of Graduates
	98,595

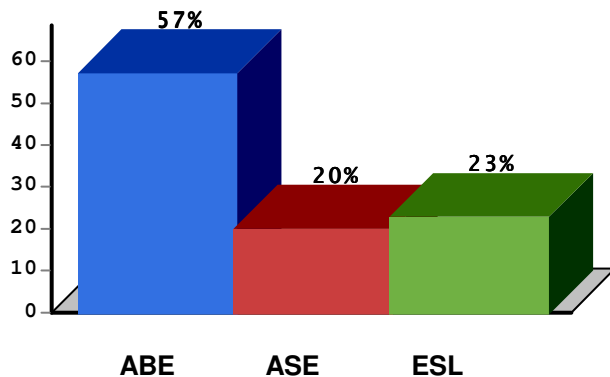
Participant Status



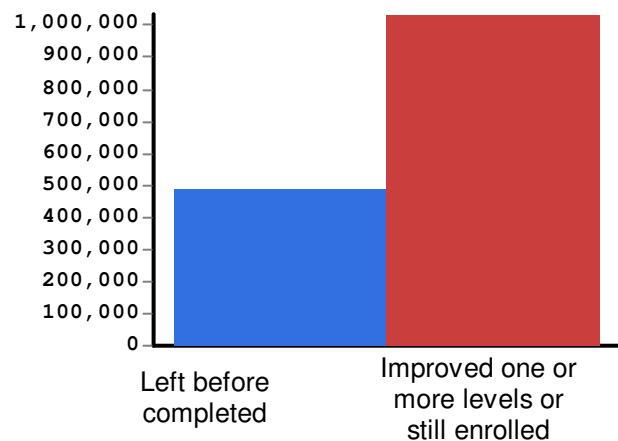
Grants



Percentage of 16-24 in each program



Program Enrollment Performance



US Census, 2015 American Community Survey 5-Year Estimates	
Educational Attainment: Less than 9th grade	13,071,247
Educational Attainment: 9th to 12th grade, no diploma	20,357,359
Limited English Proficiency (LEP)	14,429,408

Office of Career, Technical and Adult Education U.S. Department of Education  
400 Maryland Avenue, SW Washington, DC, US 20202-7100

Email: [ovae@ed.gov](mailto:ovae@ed.gov) Website: <http://www.ed.gov/ovae>

**National Council of State Directors of Adult Education**

Sources\*: OVAE National Reporting System – 2015-2016 Reporting Tables 1, 3, 4, 5, 6 and FFR2;  
US Census, 2015 American Community Survey 5-Year Estimates

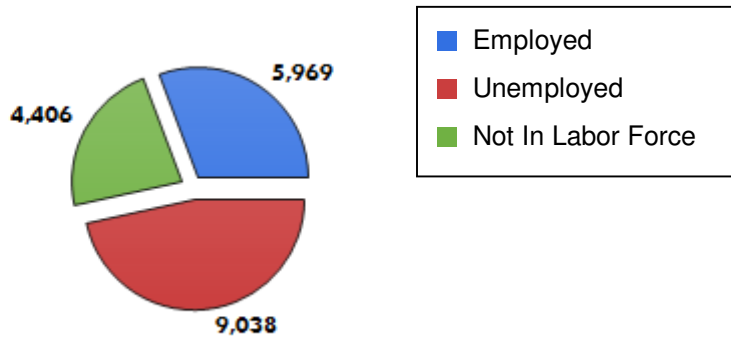
# PROGRAM FACT SHEET 2015-2016\*

## Alabama

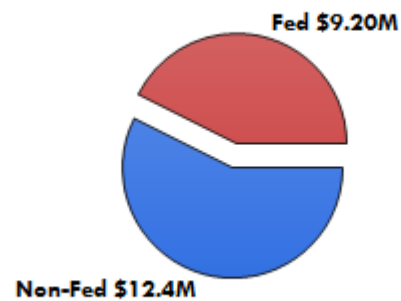
ENROLLMENT				
	Adult Basic Education	Adult Secondary Education	English Literacy	Total
<b>TOTAL</b>	12,810	4,337	2,266	19,413

HSE / High School Completion Graduates	Number of Graduates
	1,612

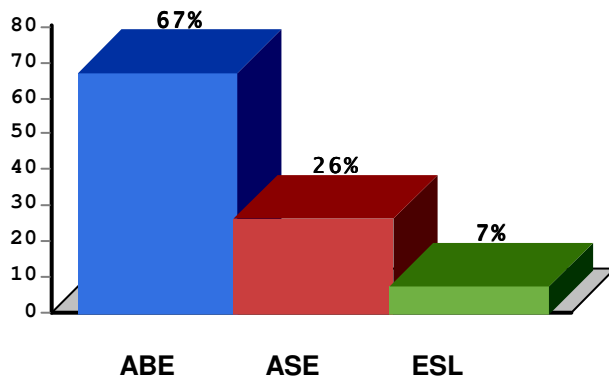
Participant Status



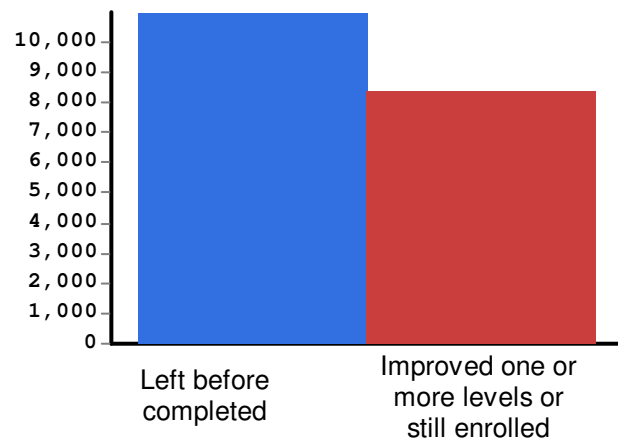
Grants



Percentage of 16-24 in each program



Program Enrollment Performance



US Census, 2015 American Community Survey 5-Year Estimates	
Educational Attainment: Less than 9th grade	176,493
Educational Attainment: 9th to 12th grade, no diploma	410,959
Limited English Proficiency (LEP)	51,043

David Walters, State Director  
 Alabama Community College System  
 135 South Union Street Room 161 Montgomery, AL 36130  
 Phone: (334) 293-4561 Fax: (334) 293-4559  
 Email: david.walters@accs.edu Website: <http://www.accs.cc/>

National Council of State Directors of Adult Education

Sources\*: OVAE National Reporting System – 2015-2016 Reporting Tables 1, 3, 4, 5, 6 and FFR2;  
 US Census, 2015 American Community Survey 5-Year Estimates

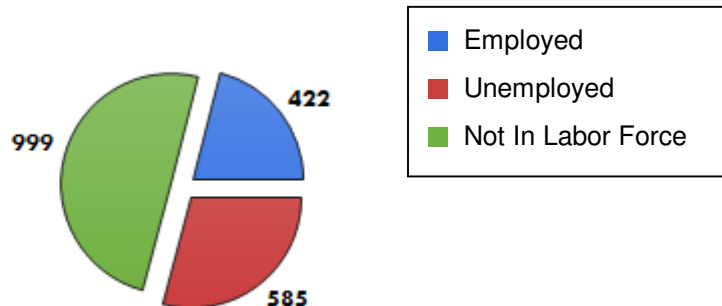
# PROGRAM FACT SHEET 2015-2016\*

## Alaska

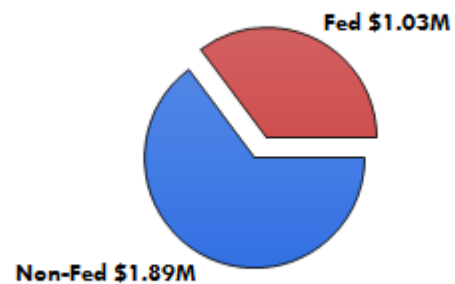
ENROLLMENT				
	Adult Basic Education	Adult Secondary Education	English Literacy	Total
<b>TOTAL</b>	1,109	208	685	2,002

HSE / High School Completion Graduates	Number of Graduates
	188

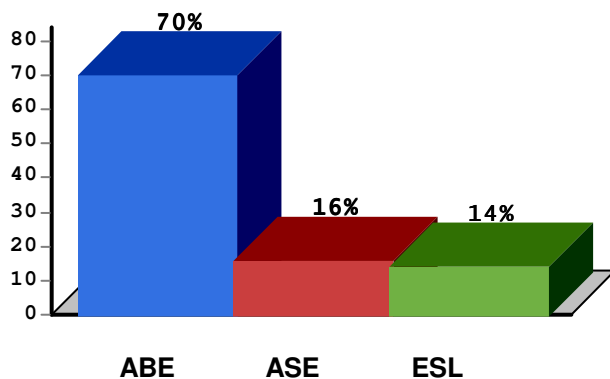
Participant Status



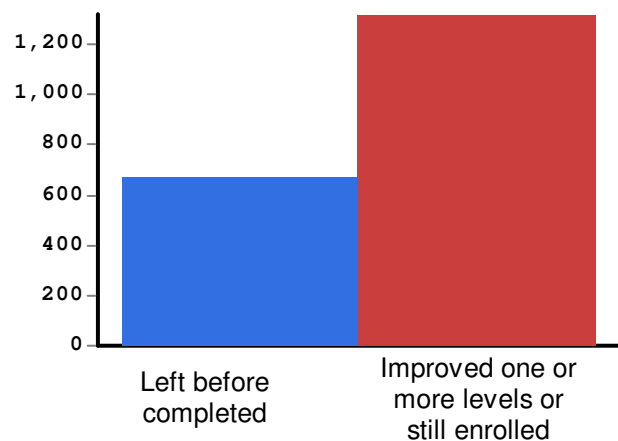
Grants



Percentage of 16-24 in each program



Program Enrollment Performance



US Census, 2015 American Community Survey 5-Year Estimates	
Educational Attainment: Less than 9th grade	14,192
Educational Attainment: 9th to 12th grade, no diploma	35,314
Limited English Proficiency (LEP)	10,378

Ms. Amy Iutzi, ABE State Director  
 Division of Employment and Training Services Department of Labor and Workforce Development  
 PO Box 115509 Juneau, AK 99811-5509  
 Phone: (907) 465-8714 Fax: (907) 465-4186  
 Email: amy.iutzi@alaska.gov Website: <http://labor.state.ak.us/esd/home.htm>

National Council of State Directors of Adult Education

Sources\*: OVAE National Reporting System – 2015-2016 Reporting Tables 1, 3, 4, 5, 6 and FFR2;  
 US Census, 2015 American Community Survey 5-Year Estimates

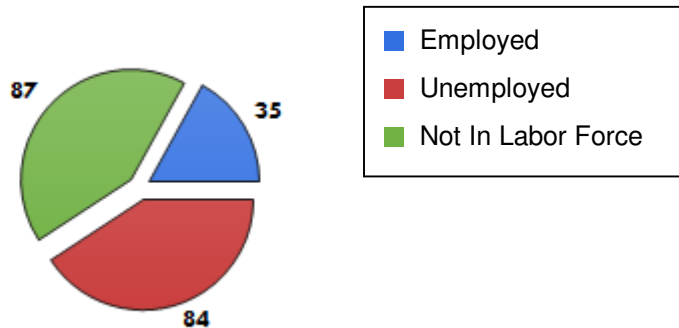
# PROGRAM FACT SHEET 2015-2016\*

## American Samoa

ENROLLMENT				
	Adult Basic Education	Adult Secondary Education	English Literacy	Total
<b>TOTAL</b>	0	46	156	202

HSE / High School Completion Graduates	Number of Graduates
	16

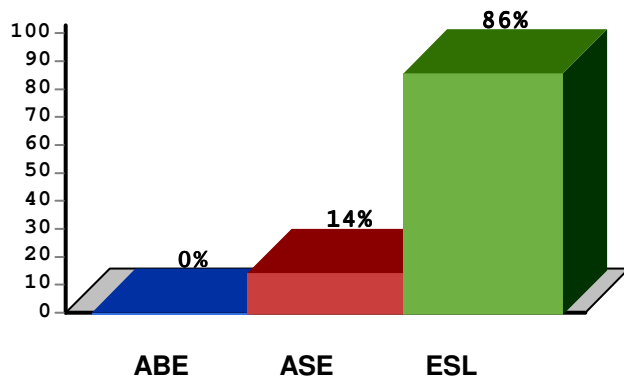
Participant Status



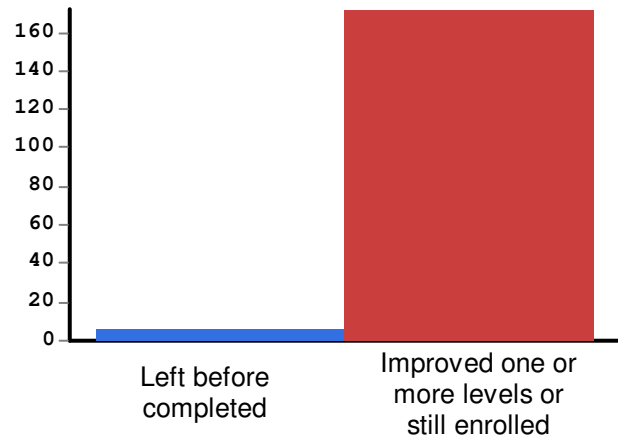
Grants



Percentage of 16-24 in each program



Program Enrollment Performance



US Census, 2015 American Community Survey 5-Year Estimates	
Educational Attainment: Less than 9th grade	+
Educational Attainment: 9th to 12th grade, no diploma	+
Limited English Proficiency (LEP)	+

Tauvela Fale, State Director  
 Samoa Community College  
 Samoa Community College P.O. Box 2609 Pago Pago, AS 96799  
 Phone: (684) 633-5237 Fax: (684) 699-5551  
 Email: tfale@yahoo.com Website: <http://www.asdoe.net/>

National Council of State Directors of Adult Education

Sources\*: OVAE National Reporting System – 2015-2016 Reporting Tables 1, 3, 4, 5, 6 and FFR2;

US Census, 2015 American Community Survey 5-Year Estimates

+ Value within statistical margin of error or unknown.

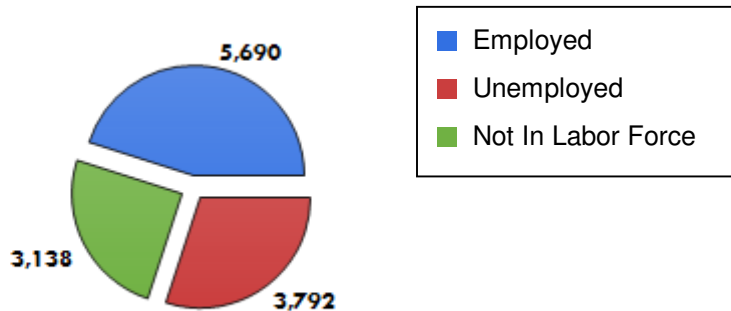
# PROGRAM FACT SHEET 2015-2016\*

## Arizona

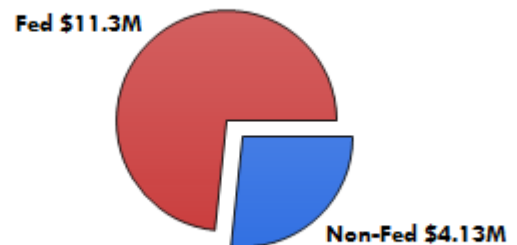
ENROLLMENT				
	Adult Basic Education	Adult Secondary Education	English Literacy	Total
<b>TOTAL</b>	6,840	780	5,000	12,620

HSE / High School Completion Graduates	Number of Graduates
	745

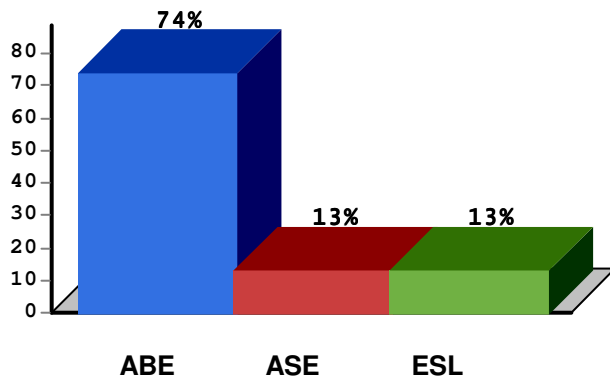
Participant Status



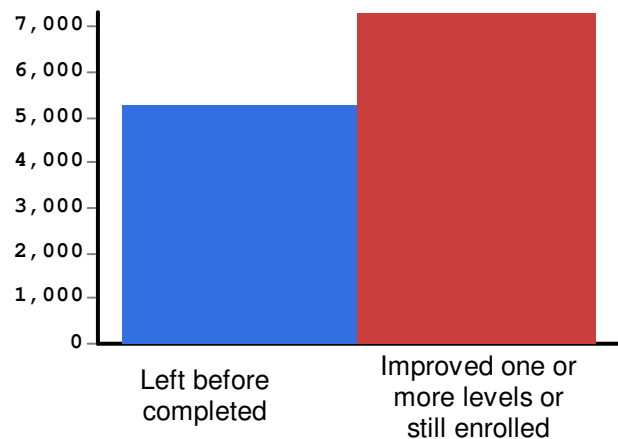
Grants



Percentage of 16-24 in each program



Program Enrollment Performance



US Census, 2015 American Community Survey 5-Year Estimates	
Educational Attainment: Less than 9th grade	285,490
Educational Attainment: 9th to 12th grade, no diploma	440,645
Limited English Proficiency (LEP)	302,812

Sheryl Hart, State Director Adult Education Services  
 Adult Education Services Arizona Department of Education  
 1535 West Jefferson Street Bin 26 Phoenix, AZ 85007  
 Phone: (602) 258-2410 Fax: (602) 258-4986  
 Email: [sheryl.hart@azed.gov](mailto:sheryl.hart@azed.gov) Website: <http://www.azed.gov/adultedservices/>

National Council of State Directors of Adult Education

Sources\*: OVAE National Reporting System – 2015-2016 Reporting Tables 1, 3, 4, 5, 6 and FFR2;  
 US Census, 2015 American Community Survey 5-Year Estimates



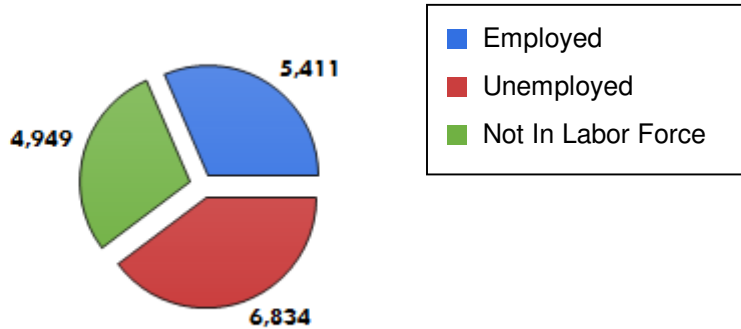
# PROGRAM FACT SHEET 2015-2016\*

## Arkansas

ENROLLMENT				
	Adult Basic Education	Adult Secondary Education	English Literacy	Total
<b>TOTAL</b>	9,872	3,678	3,644	17,194

HSE / High School Completion Graduates	Number of Graduates
	1,839

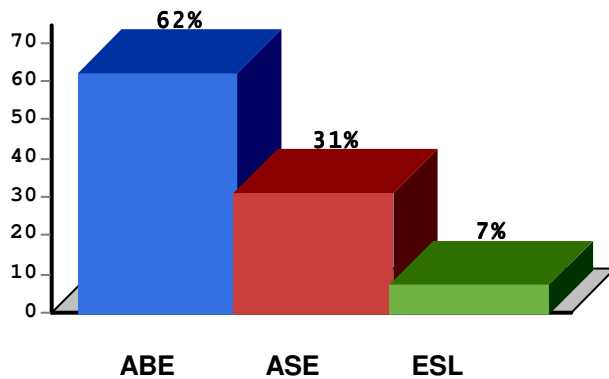
Participant Status



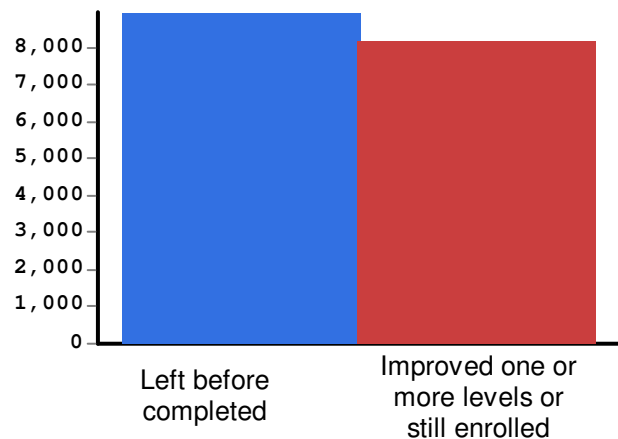
Grants



Percentage of 16-24 in each program



Program Enrollment Performance



US Census, 2015 American Community Survey 5-Year Estimates	
Educational Attainment: Less than 9th grade	115,440
Educational Attainment: 9th to 12th grade, no diploma	223,647
Limited English Proficiency (LEP)	41,781

Trenia Miles, Ed.D., Deputy Director  
 Adult Education Division Department of Career Education  
 3 Capitol Mall Little Rock, AR 72201  
 Phone: (501) 682-1970 Fax: (501) 682-1706  
 Email: [trenia.miles@arkansas.gov](mailto:trenia.miles@arkansas.gov) Website: <http://ace.arkansas.gov>

National Council of State Directors of Adult Education

Sources\*: OVAE National Reporting System – 2015-2016 Reporting Tables 1, 3, 4, 5, 6 and FFR2;  
 US Census, 2015 American Community Survey 5-Year Estimates

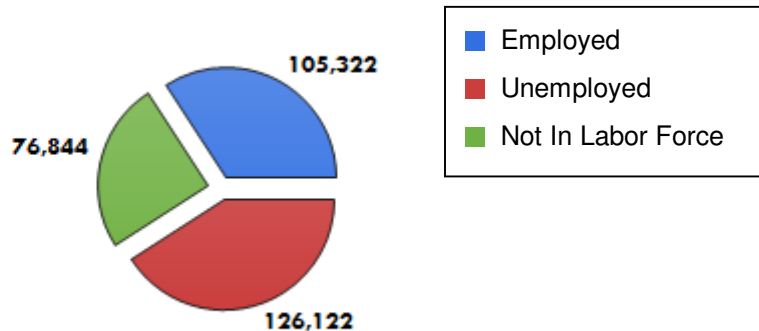
# PROGRAM FACT SHEET 2015-2016\*

## California

ENROLLMENT				
	Adult Basic Education	Adult Secondary Education	English Literacy	Total
<b>TOTAL</b>	79,573	43,787	184,928	308,288

HSE / High School Completion Graduates	Number of Graduates
	13,600

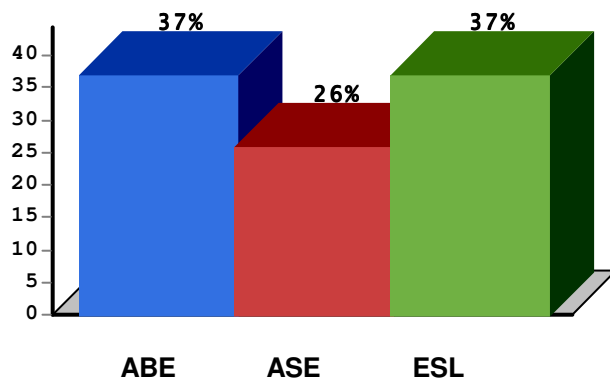
Participant Status



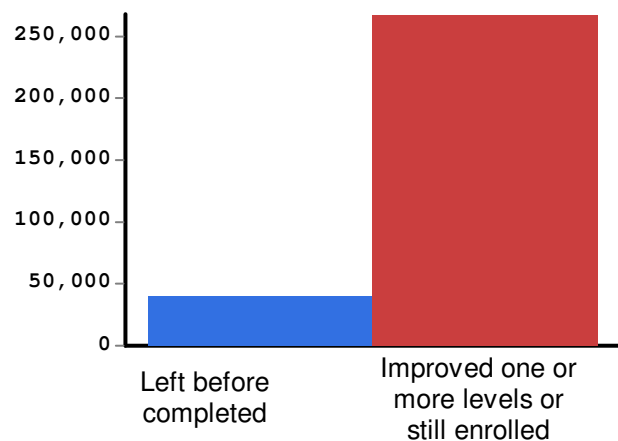
Grants



Percentage of 16-24 in each program



Program Enrollment Performance



US Census, 2015 American Community Survey 5-Year Estimates	
Educational Attainment: Less than 9th grade	2,605,782
Educational Attainment: 9th to 12th grade, no diploma	2,547,718
Limited English Proficiency (LEP)	3,615,335

Carolyn Zachry, Administrator, Adult Education Office  
 California Department of Education  
 1430 N Street Suite 4202 Sacramento, CA 95814  
 Phone: (916) 322-1849 Fax: (916) 327-3878  
 Email: zachry@cde.ca.gov Website: <http://www.cde.ca.gov/sp/ae/>

National Council of State Directors of Adult Education

Sources\*: OVAE National Reporting System – 2015-2016 Reporting Tables 1, 3, 4, 5, 6 and FFR2;  
 US Census, 2015 American Community Survey 5-Year Estimates

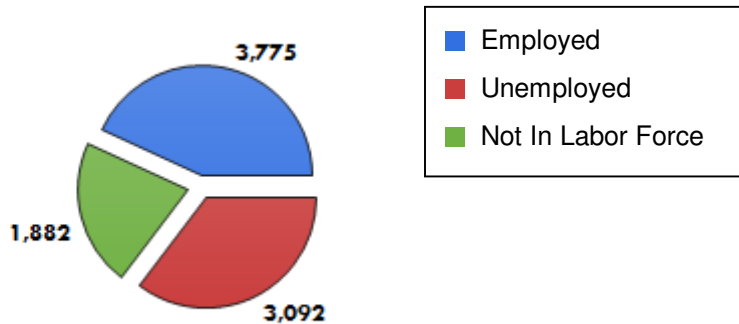
# PROGRAM FACT SHEET 2015-2016\*

## Colorado

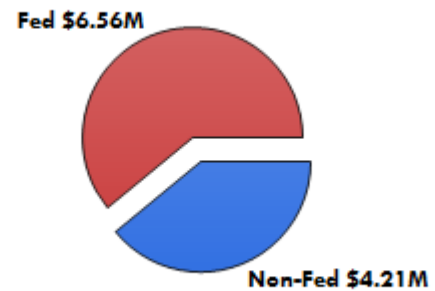
ENROLLMENT				
	Adult Basic Education	Adult Secondary Education	English Literacy	Total
<b>TOTAL</b>	3,481	682	4,586	8,749

HSE / High School Completion Graduates	Number of Graduates
	288

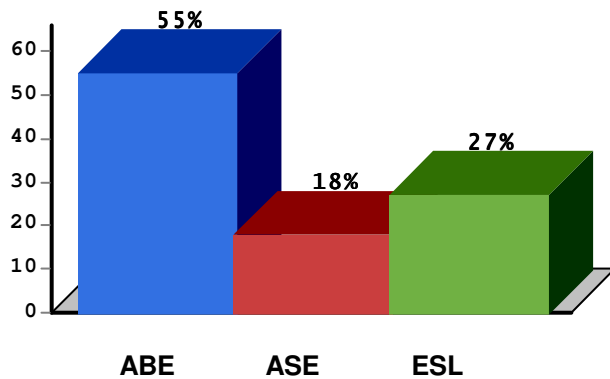
Participant Status



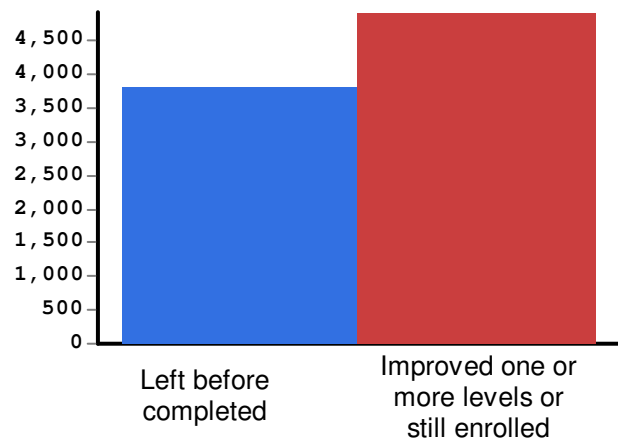
Grants



Percentage of 16-24 in each program



Program Enrollment Performance



US Census, 2015 American Community Survey 5-Year Estimates	
Educational Attainment: Less than 9th grade	143,179
Educational Attainment: 9th to 12th grade, no diploma	258,262
Limited English Proficiency (LEP)	145,927

Danielle Ongart, Executive Director  
 Colorado Department of Education Office of Adult Education Initiatives  
 201 East Colfax Avenue Room 301 Denver, CO 80203  
 Phone: (303) 866-6206 Fax: (303) 866-6599  
 Email: [Ongart\\_D@cde.state.co.us](mailto:Ongart_D@cde.state.co.us) Website: [http://www.cde.state.co.us/index\\_adult.htm](http://www.cde.state.co.us/index_adult.htm)

National Council of State Directors of Adult Education

Sources\*: OVAE National Reporting System – 2015-2016 Reporting Tables 1, 3, 4, 5, 6 and FFR2;  
 US Census, 2015 American Community Survey 5-Year Estimates

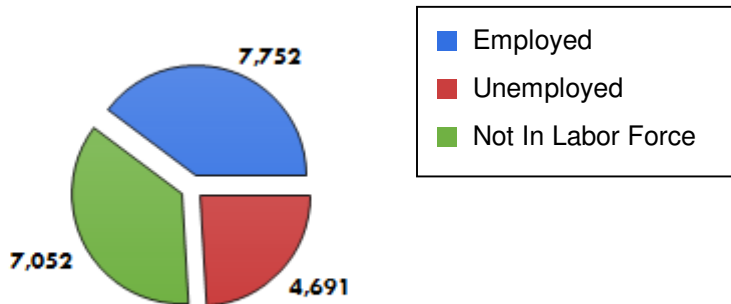
# PROGRAM FACT SHEET 2015-2016\*

## Connecticut

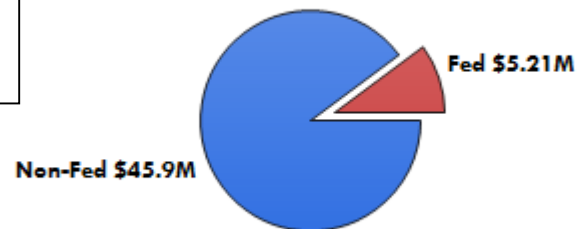
ENROLLMENT				
	Adult Basic Education	Adult Secondary Education	English Literacy	Total
<b>TOTAL</b>	4,647	4,448	10,400	19,495

HSE / High School Completion Graduates	Number of Graduates
	2,365

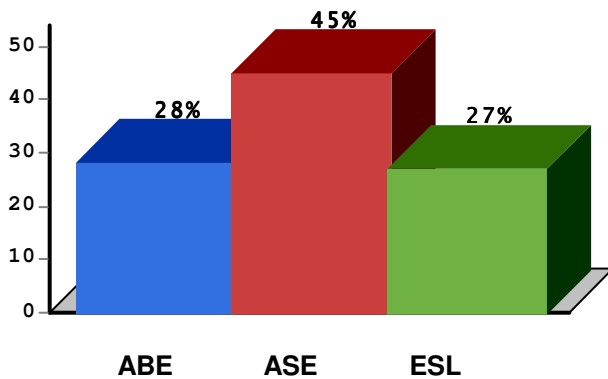
Participant Status



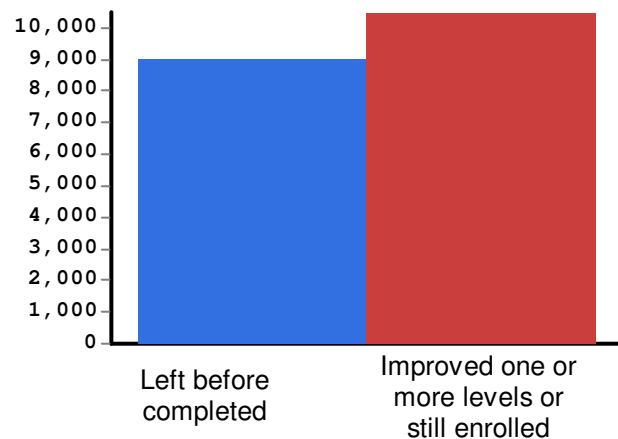
Grants



Percentage of 16-24 in each program



Program Enrollment Performance



US Census, 2015 American Community Survey 5-Year Estimates	
Educational Attainment: Less than 9th grade	111,163
Educational Attainment: 9th to 12th grade, no diploma	180,949
Limited English Proficiency (LEP)	124,349

Susan A. Pierson, Education Consultant/State Adult Education Director  
 Bureau of Health/Nutrition, Family Services and Adult Education Connecticut State Department of Education  
 450 Columbus Blvd Suite 508 Middletown, CT 06103  
 Phone: (860) 807-2121 Fax: (860) 807-2062

Email: [susan.pierson@ct.gov](mailto:susan.pierson@ct.gov) Website: [http://www.sde.ct.gov/sde/taxonomy/v4\\_taxonomy.asp?DLN=45426&sdeNav=|454](http://www.sde.ct.gov/sde/taxonomy/v4_taxonomy.asp?DLN=45426&sdeNav=|454)

National Council of State Directors of Adult Education

Sources\*: OVAE National Reporting System – 2015-2016 Reporting Tables 1, 3, 4, 5, 6 and FFR2;  
 US Census, 2015 American Community Survey 5-Year Estimates

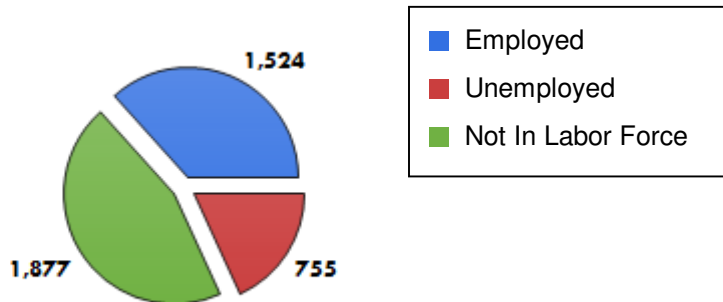
# PROGRAM FACT SHEET 2015-2016\*

## Delaware

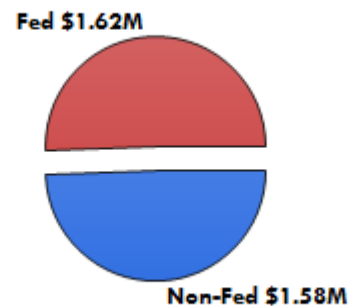
ENROLLMENT				
	Adult Basic Education	Adult Secondary Education	English Literacy	Total
<b>TOTAL</b>	2,433	412	1,310	4,155

HSE / High School Completion Graduates	Number of Graduates
	227

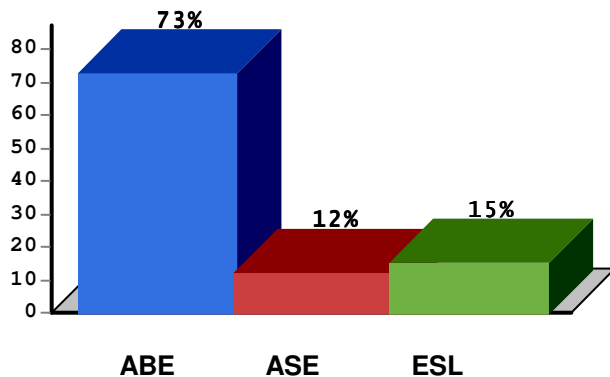
Participant Status



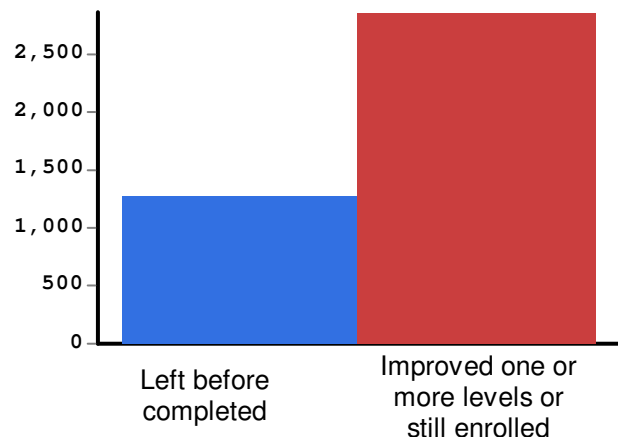
Grants



Percentage of 16-24 in each program



Program Enrollment Performance



US Census, 2015 American Community Survey 5-Year Estimates	
Educational Attainment: Less than 9th grade	26,862
Educational Attainment: 9th to 12th grade, no diploma	60,084
Limited English Proficiency (LEP)	18,247

Ms. Maureen Whelan, State Director of Adult and Prison Education Resources  
 Delaware Department of Education  
 John W. Collette Education Resource Center 35 Commerce Way - Suite 1 Dover, DE 19904  
 Phone: (302) 857-3340 Fax: (302) 739-1770  
 Email: [mwhelan@doe.k12.de.us](mailto:mwhelan@doe.k12.de.us) Website: <http://www.doe.k12.de.us/>

National Council of State Directors of Adult Education

Sources\*: OVAE National Reporting System – 2015-2016 Reporting Tables 1, 3, 4, 5, 6 and FFR2;  
 US Census, 2015 American Community Survey 5-Year Estimates

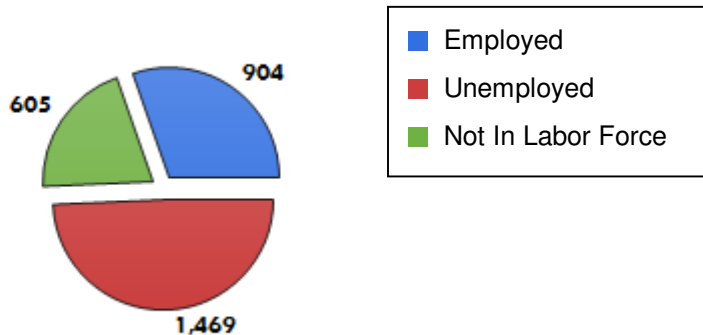
# PROGRAM FACT SHEET 2015-2016\*

## District of Columbia

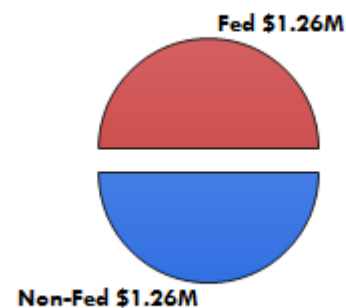
ENROLLMENT				
	Adult Basic Education	Adult Secondary Education	English Literacy	Total
<b>TOTAL</b>	1,617	146	1,205	2,968

HSE / High School Completion Graduates	Number of Graduates
	61

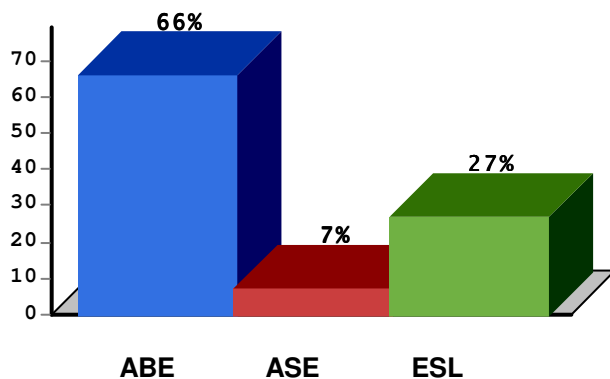
Participant Status



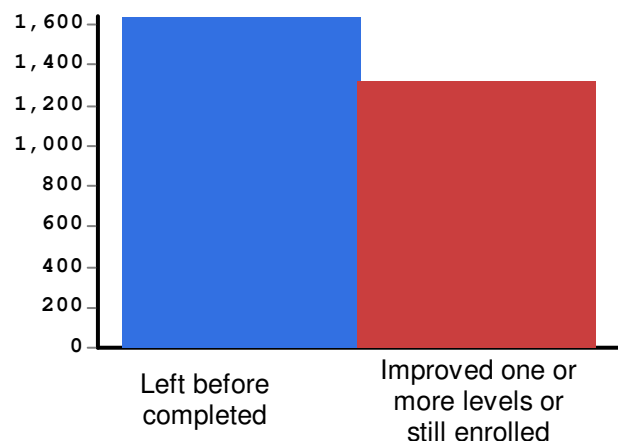
Grants



Percentage of 16-24 in each program



Program Enrollment Performance



US Census, 2015 American Community Survey 5-Year Estimates	
Educational Attainment: Less than 9th grade	20,347
Educational Attainment: 9th to 12th grade, no diploma	36,701
Limited English Proficiency (LEP)	13,239

Ms. Michelle Johnson, State Director, Adult and Family Education  
 Office of the State Superintendent of Education  
 810 First Street N.E. Washington, DC 20002  
 Phone: (202) 741-5533 Fax: (202) 741-0229  
 Email: [jmichelle.johnson@dc.gov](mailto:jmichelle.johnson@dc.gov) Website: <http://osse.dc.gov/>

National Council of State Directors of Adult Education

Sources\*: OVAE National Reporting System – 2015-2016 Reporting Tables 1, 3, 4, 5, 6 and FFR2;  
 US Census, 2015 American Community Survey 5-Year Estimates

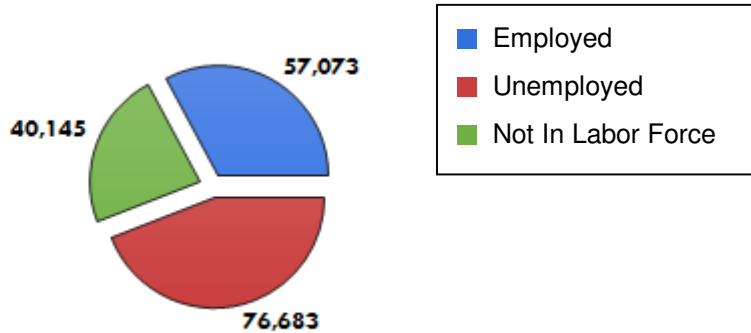
# PROGRAM FACT SHEET 2015-2016\*

## Florida

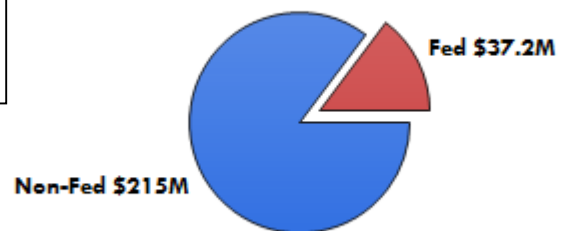
ENROLLMENT				
	Adult Basic Education	Adult Secondary Education	English Literacy	Total
<b>TOTAL</b>	64,952	13,877	95,072	173,901

HSE / High School Completion Graduates	Number of Graduates
	6,139

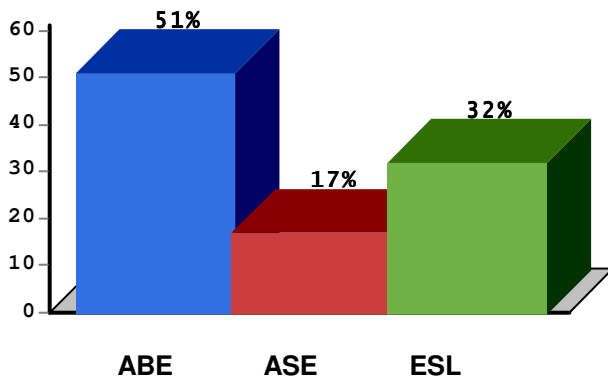
Participant Status



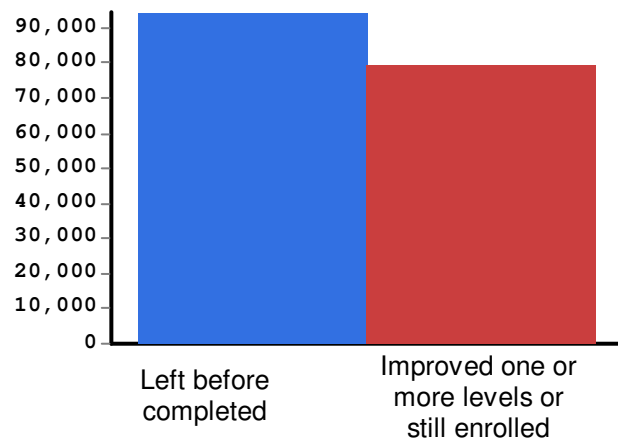
Grants



Percentage of 16-24 in each program



Program Enrollment Performance



US Census, 2015 American Community Survey 5-Year Estimates	
Educational Attainment: Less than 9th grade	773,957
Educational Attainment: 9th to 12th grade, no diploma	1,332,232
Limited English Proficiency (LEP)	1,144,723

Stefany Deckard, Section Director for Adult Education  
 Division of Career and Adult Education Florida Department of Education  
 325 West Gaines Street Suite 754 Tallahassee, FL 32399-0400  
 Phone: (850) 245-9906 Fax: (850) 245-9010  
 Email: [stefany.deckard@fldoe.org](mailto:stefany.deckard@fldoe.org) Website: <http://www.fldoe.org/workforce/>

National Council of State Directors of Adult Education

Sources\*: OVAE National Reporting System – 2015-2016 Reporting Tables 1, 3, 4, 5, 6 and FFR2;  
 US Census, 2015 American Community Survey 5-Year Estimates

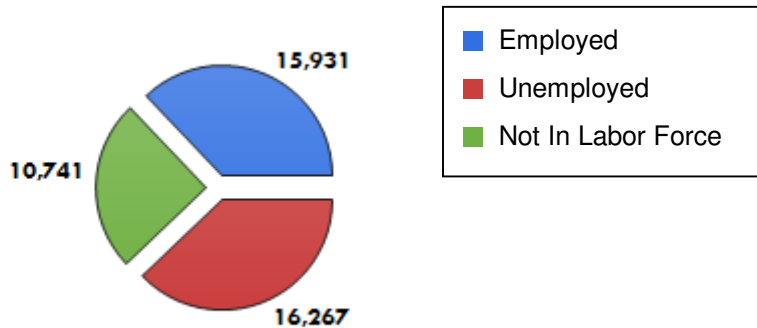
# PROGRAM FACT SHEET 2015-2016\*

## Georgia

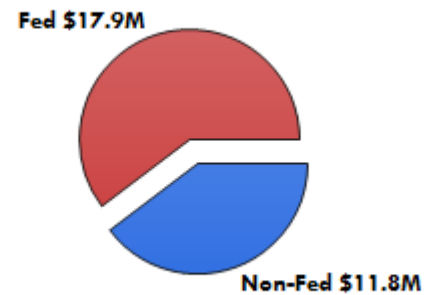
ENROLLMENT				
	Adult Basic Education	Adult Secondary Education	English Literacy	Total
<b>TOTAL</b>	29,684	3,498	9,757	42,939

HSE / High School Completion Graduates	Number of Graduates
	3,725

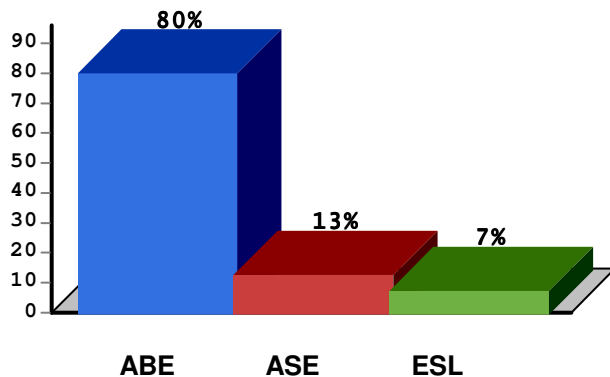
Participant Status



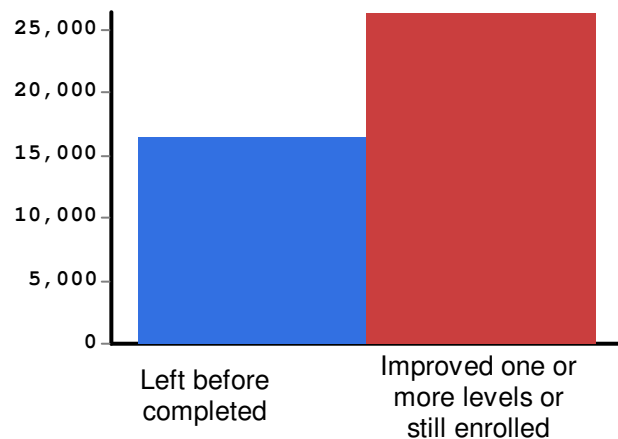
Grants



Percentage of 16-24 in each program



Program Enrollment Performance



US Census, 2015 American Community Survey 5-Year Estimates	
Educational Attainment: Less than 9th grade	373,868
Educational Attainment: 9th to 12th grade, no diploma	753,334
Limited English Proficiency (LEP)	266,269

Beverly E. Smith, M.Ed., Assistant Commissioner Office of Adult Education  
 Technical College System of Georgia  
 1800 Century Place NE Suite 300 Atlanta, GA 30345  
 Phone: (404) 679-1635  
 Email: [besmith@tcsg.edu](mailto:besmith@tcsg.edu) Website: <https://tcsg.edu/>

National Council of State Directors of Adult Education

Sources\*: OVAE National Reporting System – 2015-2016 Reporting Tables 1, 3, 4, 5, 6 and FFR2;  
 US Census, 2015 American Community Survey 5-Year Estimates



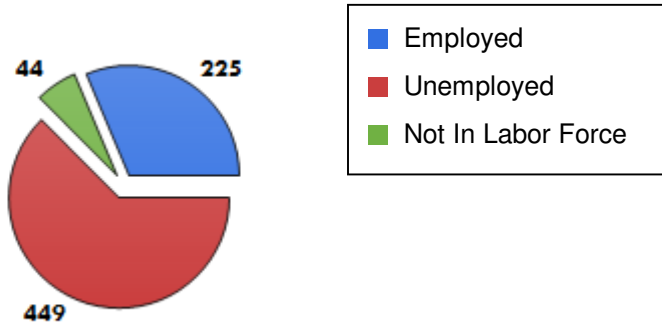
# PROGRAM FACT SHEET 2015-2016\*

## Guam

ENROLLMENT				
	Adult Basic Education	Adult Secondary Education	English Literacy	Total
<b>TOTAL</b>	578	39	95	712

HSE / High School Completion Graduates	Number of Graduates
	30

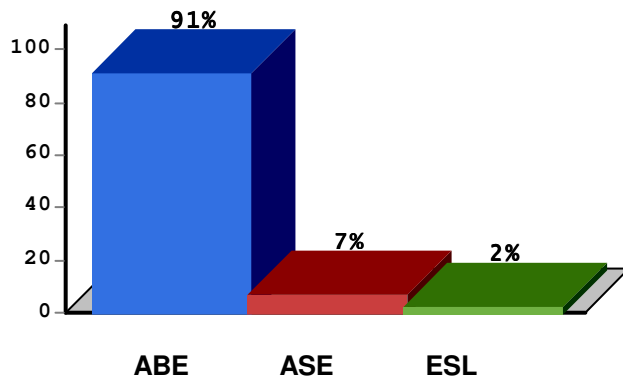
### Participant Status



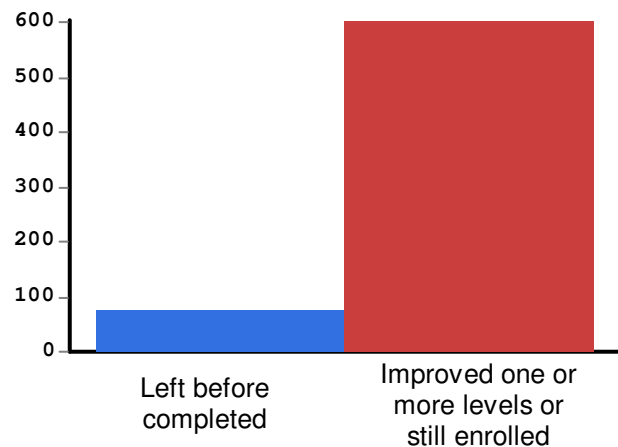
### Grants

Data not available at time of printing

### Percentage of 16-24 in each program



### Program Enrollment Performance



US Census, 2015 American Community Survey 5-Year Estimates	
Educational Attainment: Less than 9th grade	+
Educational Attainment: 9th to 12th grade, no diploma	+
Limited English Proficiency (LEP)	+

Doris Perez, Program Specialist, Planning & Development Office  
 Guam Community College  
 P.O. Box 23069 GFM, GU 96921  
 Phone: (671) 735-5700 Fax: (671) 734-1003  
 Email: [oris.perez@guamcc.edu](mailto:oris.perez@guamcc.edu) Website: <http://www.guamcc.edu/>

### National Council of State Directors of Adult Education

Sources\*: OVAE National Reporting System – 2015-2016 Reporting Tables 1, 3, 4, 5, 6 and FFR2;

US Census, 2015 American Community Survey 5-Year Estimates

+ Value within statistical margin of error or unknown.

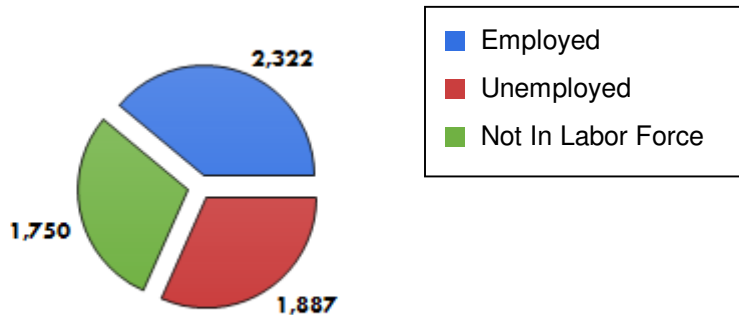
# PROGRAM FACT SHEET 2015-2016\*

## Hawaii

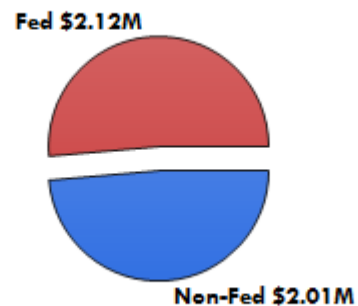
ENROLLMENT				
	Adult Basic Education	Adult Secondary Education	English Literacy	Total
<b>TOTAL</b>	2,824	1,407	1,728	5,959

HSE / High School Completion Graduates	Number of Graduates
	960

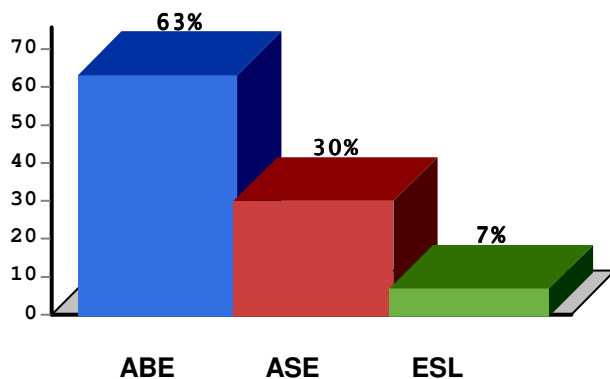
Participant Status



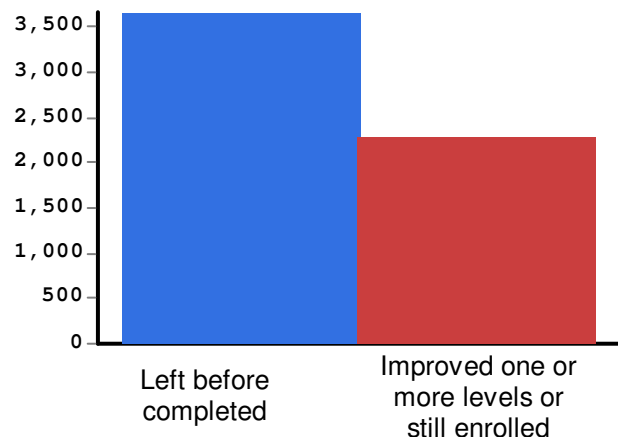
Grants



Percentage of 16-24 in each program



Program Enrollment Performance



US Census, 2015 American Community Survey 5-Year Estimates	
Educational Attainment: Less than 9th grade	40,757
Educational Attainment: 9th to 12th grade, no diploma	56,580
Limited English Proficiency (LEP)	60,147

Deborah Miyao, Acting Director for Adult Basic Education  
 Office of Curriculum, Instruction, and Student Support/Community Education Hawaii Department of Education  
 475 22nd Avenue Room 202 Honolulu, HI 96816  
 Phone: (808) 305-9777 Fax: (808) 733-9154  
 Email: [Deborah\\_Miyao@notes.k12.hi.us](mailto:Deborah_Miyao@notes.k12.hi.us) Website: <http://Hawaiipublicschools.org>

National Council of State Directors of Adult Education

Sources\*: OVAE National Reporting System – 2015-2016 Reporting Tables 1, 3, 4, 5, 6 and FFR2;  
 US Census, 2015 American Community Survey 5-Year Estimates

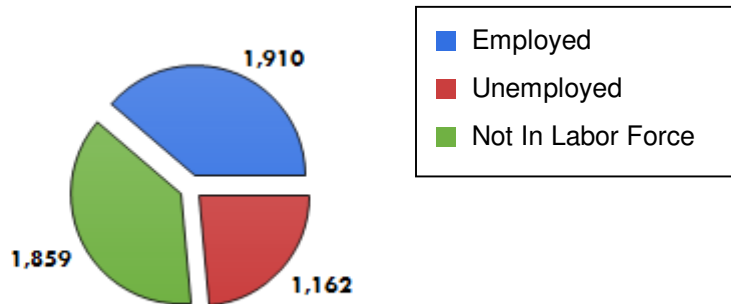
# PROGRAM FACT SHEET 2015-2016\*

## Idaho

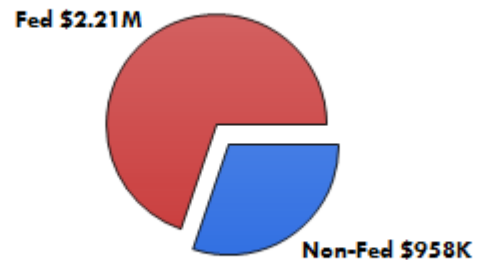
ENROLLMENT				
	Adult Basic Education	Adult Secondary Education	English Literacy	Total
<b>TOTAL</b>	2,826	435	1,667	4,928

HSE / High School Completion Graduates	Number of Graduates
	1,866

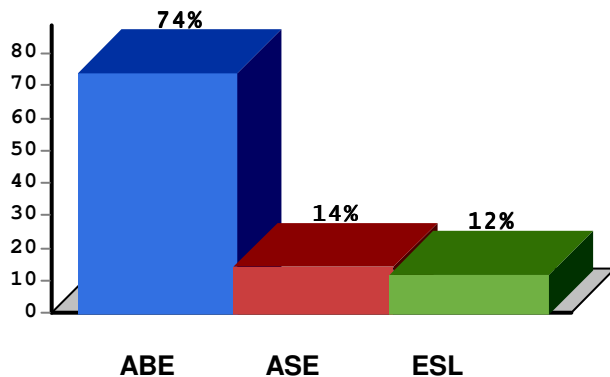
Participant Status



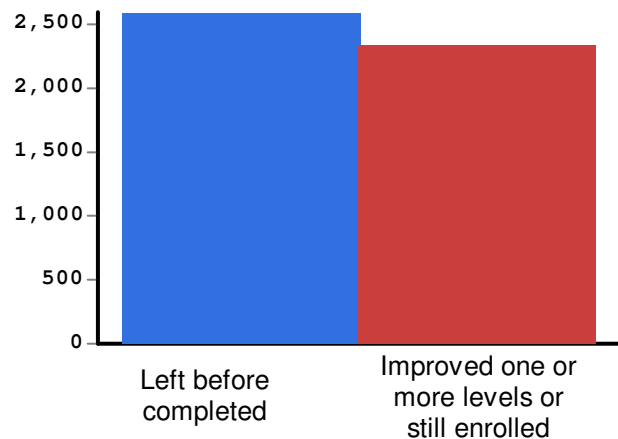
Grants



Percentage of 16-24 in each program



Program Enrollment Performance



US Census, 2015 American Community Survey 5-Year Estimates	
Educational Attainment: Less than 9th grade	44,096
Educational Attainment: 9th to 12th grade, no diploma	85,930
Limited English Proficiency (LEP)	30,589

Amelia Valasek, ABE/GED Coordinator

Idaho Career & Technical Education

P.O. Box 83720 Boise, ID 83720-0095

Phone: (208) 334-3216 Fax: (208) 334-2365

Email: [Amelia.Valasek@pte.idaho.gov](mailto:Amelia.Valasek@pte.idaho.gov) Website: <https://cte.idaho.gov/students/adult-students/adult-basic-education/>

National Council of State Directors of Adult Education

Sources\*: OVAE National Reporting System – 2015-2016 Reporting Tables 1, 3, 4, 5, 6 and FFR2;

US Census, 2015 American Community Survey 5-Year Estimates

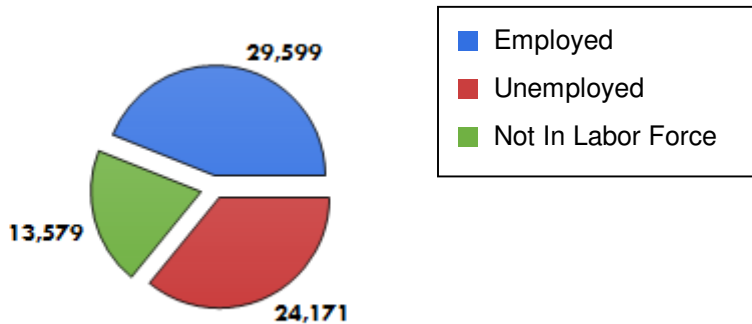
# PROGRAM FACT SHEET 2015-2016\*

## Illinois

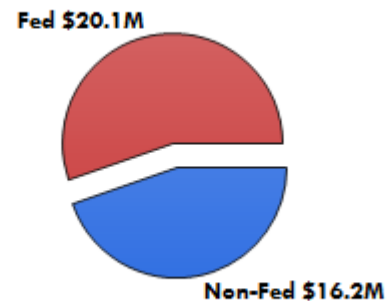
ENROLLMENT				
	Adult Basic Education	Adult Secondary Education	English Literacy	Total
<b>TOTAL</b>	22,797	5,717	38,835	67,349

HSE / High School Completion Graduates	Number of Graduates
	1,906

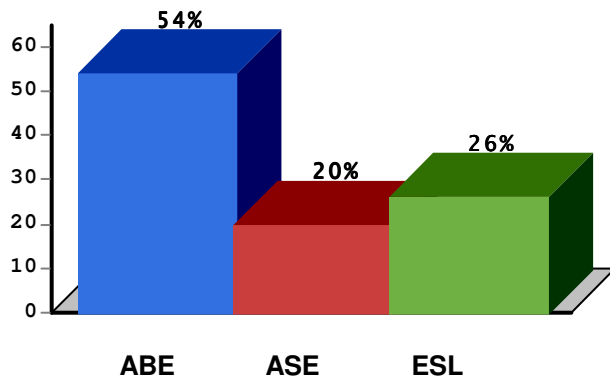
Participant Status



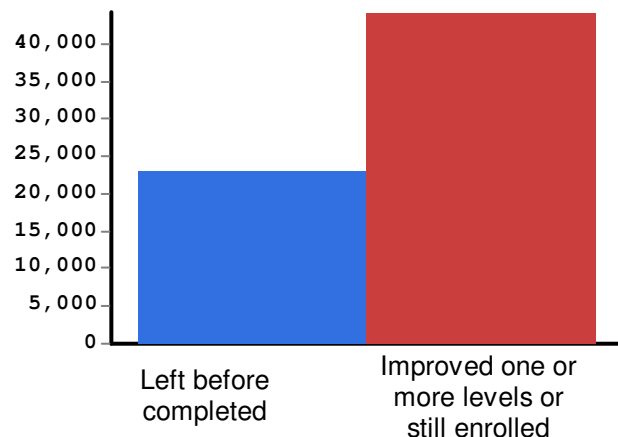
Grants



Percentage of 16-24 in each program



Program Enrollment Performance



US Census, 2015 American Community Survey 5-Year Estimates	
Educational Attainment: Less than 9th grade	486,054
Educational Attainment: 9th to 12th grade, no diploma	721,688
Limited English Proficiency (LEP)	525,907

Jennifer K. Foster, Deputy Director of Adult Education and Workforce  
 Illinois Community College Board  
 401 East Capitol Avenue Springfield, IL 62701-1711  
 Phone: (217) 785-0171 Fax: (217) 558-6700  
 Email: [Jennifer.Foster@illinois.gov](mailto:Jennifer.Foster@illinois.gov) Website: <http://www.iccb.org/>

National Council of State Directors of Adult Education

Sources\*: OVAE National Reporting System – 2015-2016 Reporting Tables 1, 3, 4, 5, 6 and FFR2;  
 US Census, 2015 American Community Survey 5-Year Estimates

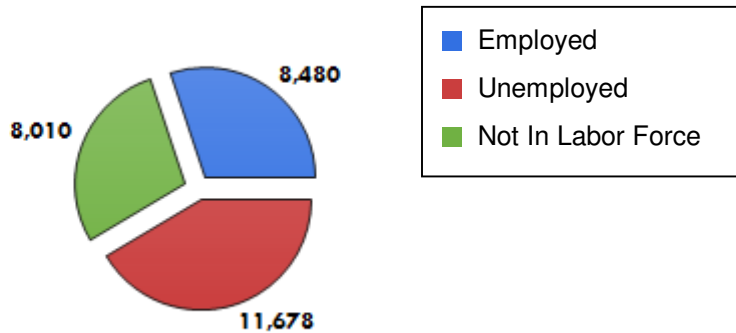
# PROGRAM FACT SHEET 2015-2016\*

## Indiana

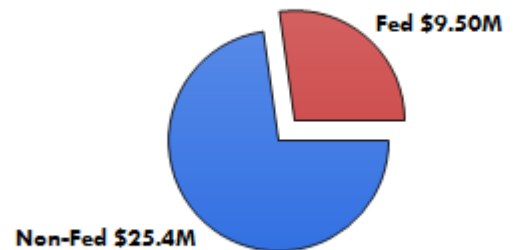
ENROLLMENT				
	Adult Basic Education	Adult Secondary Education	English Literacy	Total
<b>TOTAL</b>	17,737	4,644	5,787	28,168

HSE / High School Completion Graduates	Number of Graduates
	5,182

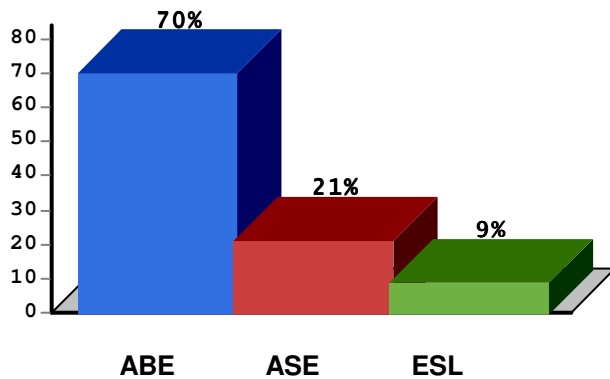
Participant Status



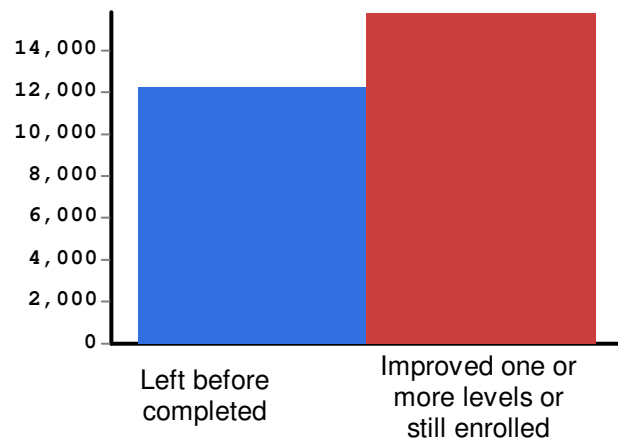
Grants



Percentage of 16-24 in each program



Program Enrollment Performance



US Census, 2015 American Community Survey 5-Year Estimates	
Educational Attainment: Less than 9th grade	186,567
Educational Attainment: 9th to 12th grade, no diploma	452,246
Limited English Proficiency (LEP)	83,078

Marilyn Pitzulo, Associate Chief Operating Officer-Adult Education  
 Department of Workforce Development  
 10 N. Senate Avenue Indianapolis, IN 46204  
 Phone: (813) 345-5446 Fax: (371) 232-1821  
 Email: MPitzulo@dwd.in.gov Website: <http://www.in.gov/dwd/adulted.htm>

National Council of State Directors of Adult Education

Sources\*: OVAE National Reporting System – 2015-2016 Reporting Tables 1, 3, 4, 5, 6 and FFR2;  
 US Census, 2015 American Community Survey 5-Year Estimates

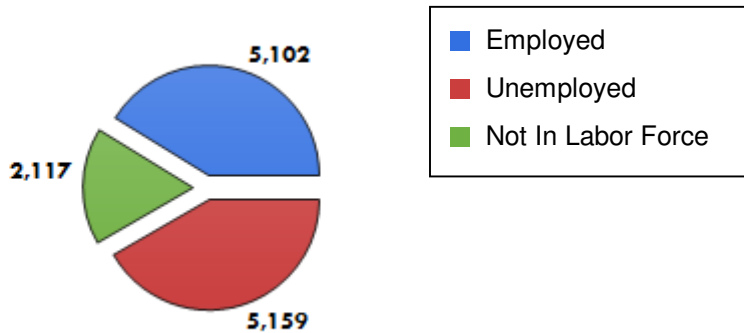
# PROGRAM FACT SHEET 2015-2016\*

## Iowa

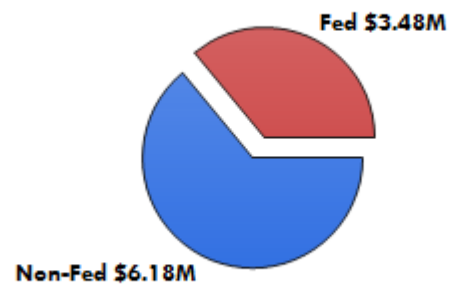
ENROLLMENT				
	Adult Basic Education	Adult Secondary Education	English Literacy	Total
<b>TOTAL</b>	5,860	1,473	5,045	12,378

HSE / High School Completion Graduates	Number of Graduates
	1,866

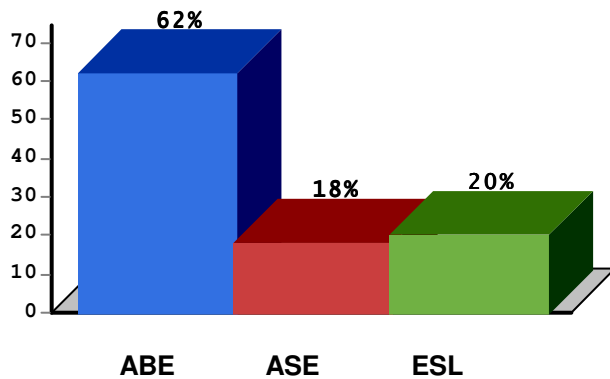
Participant Status



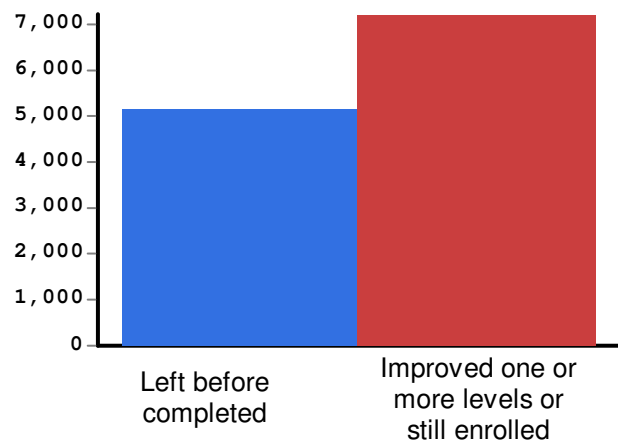
Grants



Percentage of 16-24 in each program



Program Enrollment Performance



US Census, 2015 American Community Survey 5-Year Estimates	
Educational Attainment: Less than 9th grade	72,974
Educational Attainment: 9th to 12th grade, no diploma	136,766
Limited English Proficiency (LEP)	41,371

Mr. Alex Harris, State Director of Adult Education  
 Iowa Department of Education  
 Grimes State Office Building 400 East 14th Street Des Moines, IA 50319-0146  
 Phone: (515) 281-3640 Fax: (515) 242-5988  
 Email: alex.harris@iowa.gov Website: <http://educateiowa.gov/>

National Council of State Directors of Adult Education

Sources\*: OVAE National Reporting System – 2015-2016 Reporting Tables 1, 3, 4, 5, 6 and FFR2;  
 US Census, 2015 American Community Survey 5-Year Estimates

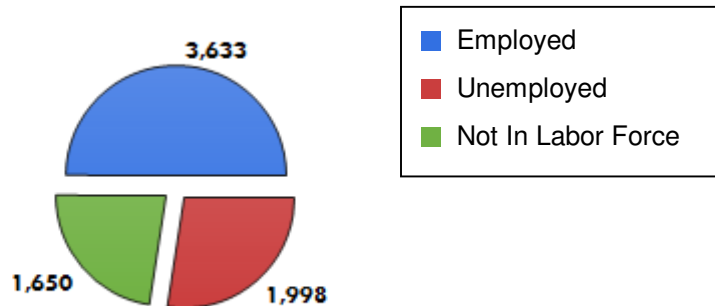
# PROGRAM FACT SHEET 2015-2016\*

## Kansas

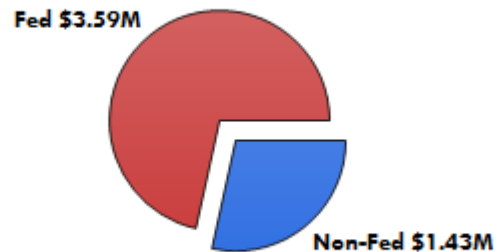
ENROLLMENT				
	Adult Basic Education	Adult Secondary Education	English Literacy	Total
<b>TOTAL</b>	3,375	914	2,989	7,278

HSE / High School Completion Graduates	Number of Graduates
	1,006

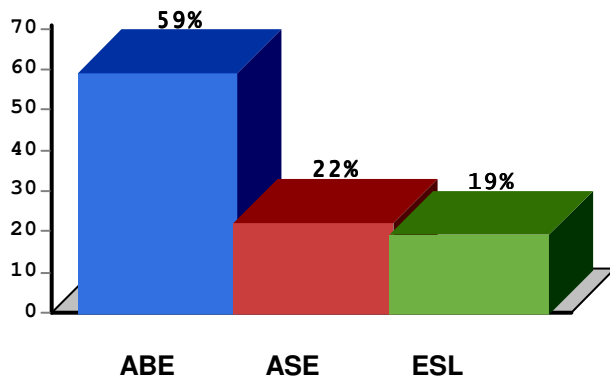
Participant Status



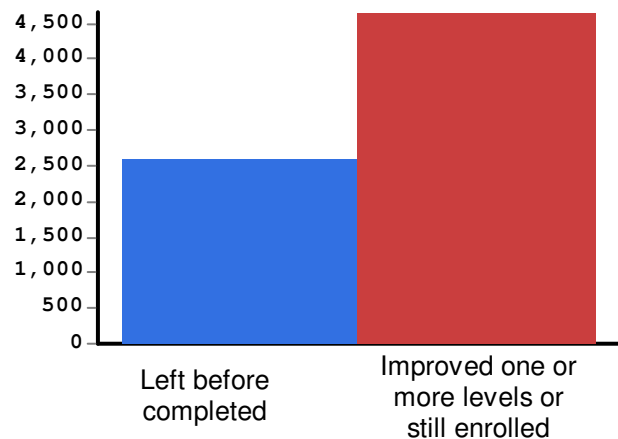
Grants



Percentage of 16-24 in each program



Program Enrollment Performance



US Census, 2015 American Community Survey 5-Year Estimates	
Educational Attainment: Less than 9th grade	76,715
Educational Attainment: 9th to 12th grade, no diploma	144,435
Limited English Proficiency (LEP)	56,856

Connie Beene, State Director, Adult & Career Technical Education  
 Kansas Board of Regents  
 1000 Southwest Jackson Suite 520 Topeka, KS 66612  
 Phone: (785) 430-4271 Fax: (785) 430-4233  
 Email: [cbeene@ksbor.org](mailto:cbeene@ksbor.org) Website: <http://www.kansasregents.org>

National Council of State Directors of Adult Education

Sources\*: OVAE National Reporting System – 2015-2016 Reporting Tables 1, 3, 4, 5, 6 and FFR2;  
 US Census, 2015 American Community Survey 5-Year Estimates

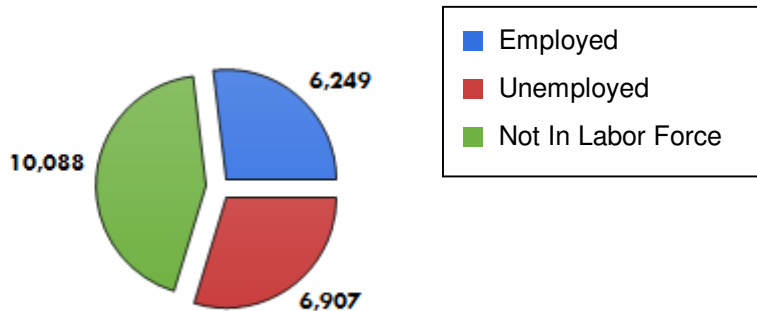
# PROGRAM FACT SHEET 2015-2016\*

## Kentucky

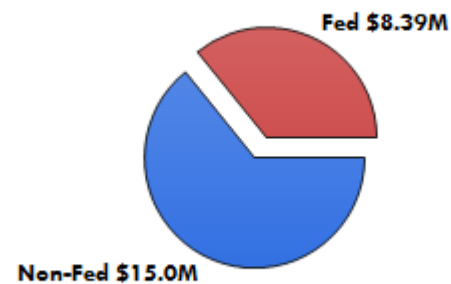
ENROLLMENT				
	Adult Basic Education	Adult Secondary Education	English Literacy	Total
<b>TOTAL</b>	14,453	5,236	3,555	23,244

HSE / High School Completion Graduates	Number of Graduates
	1,689

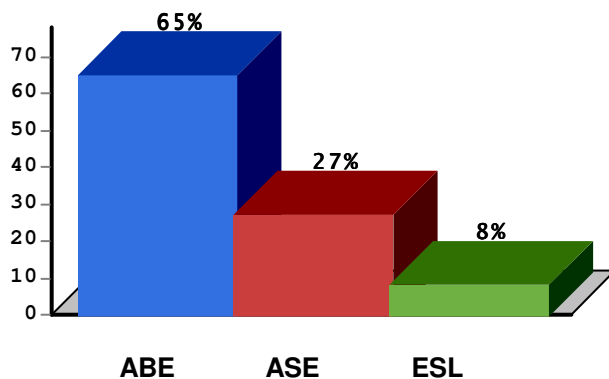
Participant Status



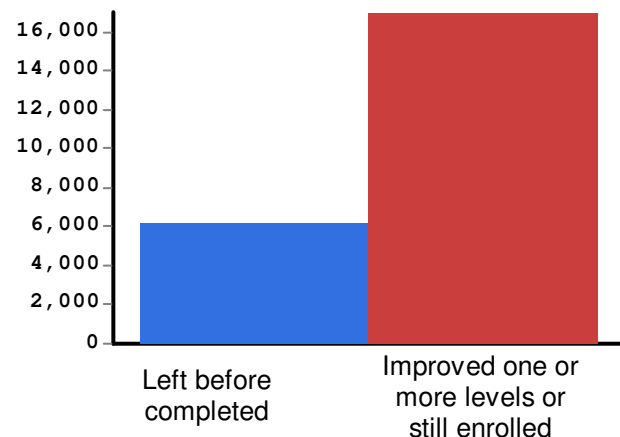
Grants



Percentage of 16-24 in each program



Program Enrollment Performance



US Census, 2015 American Community Survey 5-Year Estimates	
Educational Attainment: Less than 9th grade	204,172
Educational Attainment: 9th to 12th grade, no diploma	323,701
Limited English Proficiency (LEP)	37,146

Mr. Reecie Stagnolia, Vice President for Adult Education  
 Kentucky Council on Postsecondary Education  
 1024 Capital Center Drive Suite 250 Frankfort, KY 40601  
 Phone: (502) 892-3060 Fax: (502) 573-5436  
 Email: reecie.stagnolia@ky.gov Website: <http://www.kyae.ky.gov>

National Council of State Directors of Adult Education

Sources\*: OVAE National Reporting System – 2015-2016 Reporting Tables 1, 3, 4, 5, 6 and FFR2;  
 US Census, 2015 American Community Survey 5-Year Estimates



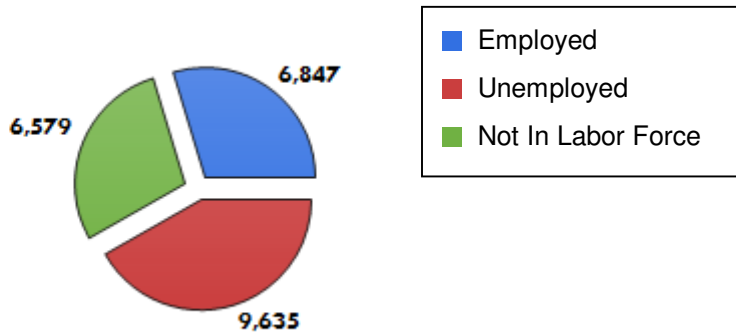
# PROGRAM FACT SHEET 2015-2016\*

## Louisiana

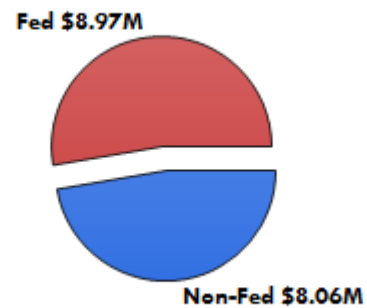
ENROLLMENT				
	Adult Basic Education	Adult Secondary Education	English Literacy	Total
<b>TOTAL</b>	17,005	2,284	3,772	23,061

HSE / High School Completion Graduates	Number of Graduates
	2,377

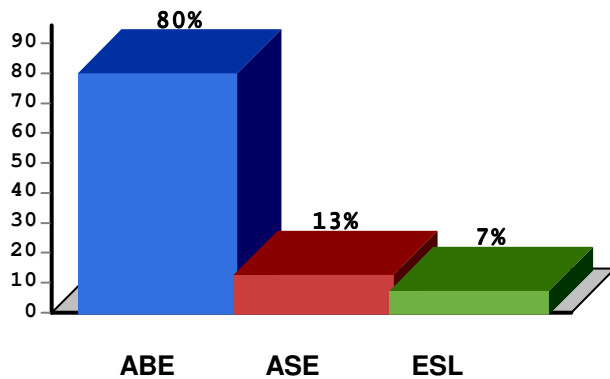
Participant Status



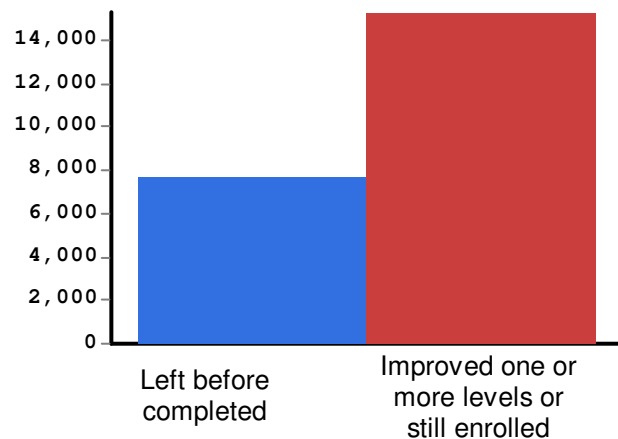
Grants



Percentage of 16-24 in each program



Program Enrollment Performance



US Census, 2015 American Community Survey 5-Year Estimates	
Educational Attainment: Less than 9th grade	190,114
Educational Attainment: 9th to 12th grade, no diploma	404,322
Limited English Proficiency (LEP)	58,792

Patricia Felder, Executive Director  
Louisiana Community and Technical College System  
265 South Foster Drive Baton Rouge, LA 70806  
Phone: (225) 922-2809 Fax: (225) 247-8552  
Email: [patriciafelder@lctcs.edu](mailto:patriciafelder@lctcs.edu) Website: <http://www.lctcs.edu>

National Council of State Directors of Adult Education

Sources\*: OVAE National Reporting System – 2015-2016 Reporting Tables 1, 3, 4, 5, 6 and FFR2;  
US Census, 2015 American Community Survey 5-Year Estimates

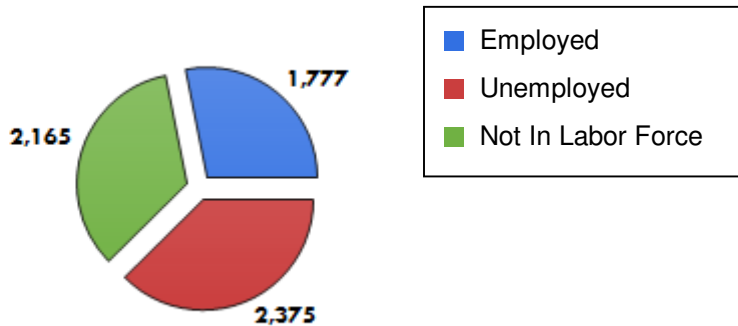
# PROGRAM FACT SHEET 2015-2016\*

## Maine

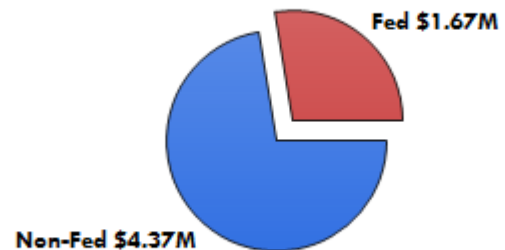
ENROLLMENT				
	Adult Basic Education	Adult Secondary Education	English Literacy	Total
<b>TOTAL</b>	3,320	1,123	1,874	6,317

HSE / High School Completion Graduates	Number of Graduates
	868

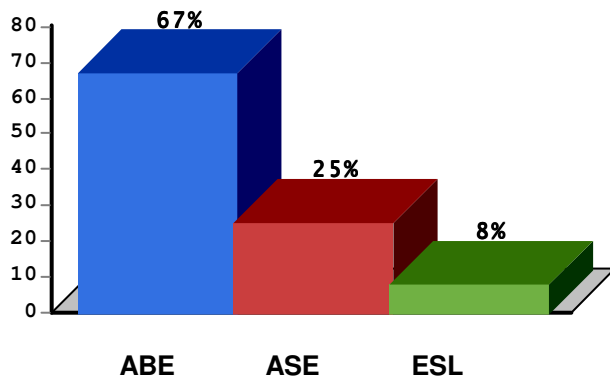
Participant Status



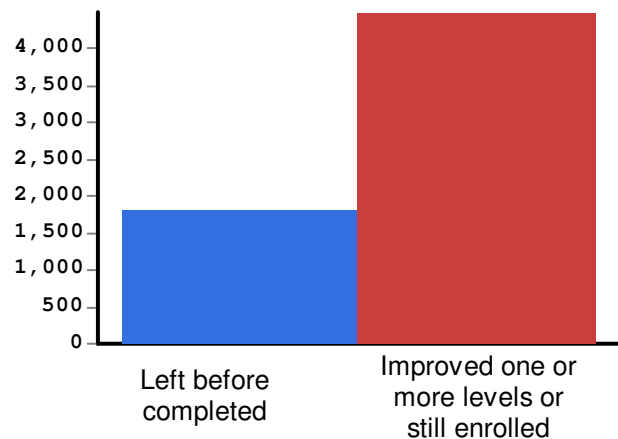
Grants



Percentage of 16-24 in each program



Program Enrollment Performance



US Census, 2015 American Community Survey 5-Year Estimates	
Educational Attainment: Less than 9th grade	30,172
Educational Attainment: 9th to 12th grade, no diploma	62,552
Limited English Proficiency (LEP)	6,955

Gail Senese, State Director Adult and Family Literacy

Maine Department of Education

23 State House Station Augusta, ME 04333

Phone: (207) 624-6755 Fax: (207) 624-6651

Email: [Gail.senese@maine.gov](mailto:Gail.senese@maine.gov) Website: <http://www.maine.gov/education/aded/dev>

National Council of State Directors of Adult Education

Sources\*: OVAE National Reporting System – 2015-2016 Reporting Tables 1, 3, 4, 5, 6 and FFR2;

US Census, 2015 American Community Survey 5-Year Estimates

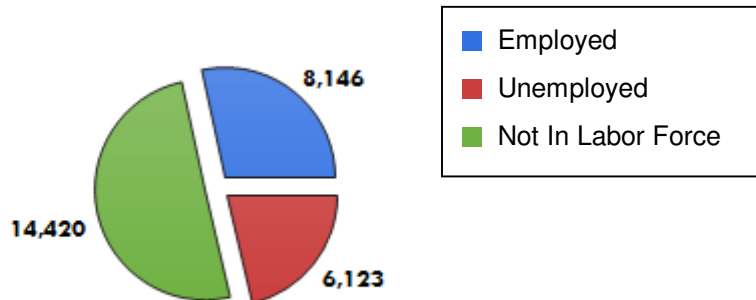
# PROGRAM FACT SHEET 2015-2016\*

## Maryland

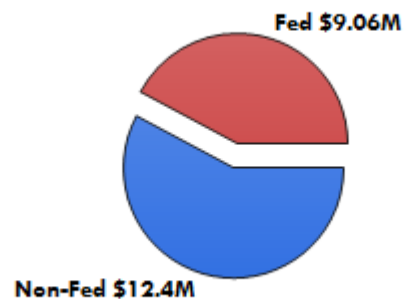
ENROLLMENT				
	Adult Basic Education	Adult Secondary Education	English Literacy	Total
<b>TOTAL</b>	11,223	2,882	14,584	28,689

HSE / High School Completion Graduates	Number of Graduates
	1,452

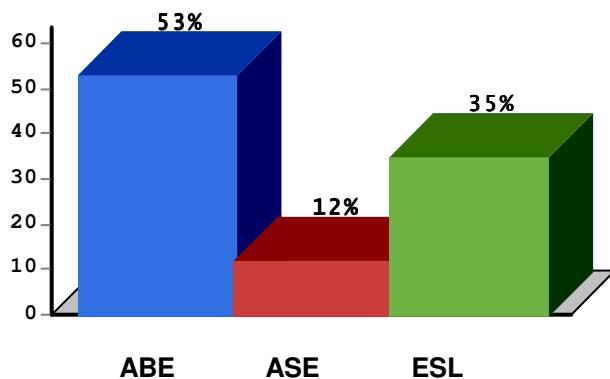
Participant Status



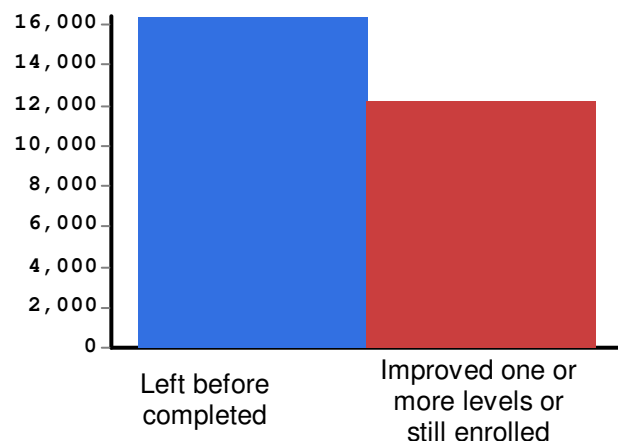
Grants



Percentage of 16-24 in each program



Program Enrollment Performance



US Census, 2015 American Community Survey 5-Year Estimates	
Educational Attainment: Less than 9th grade	177,036
Educational Attainment: 9th to 12th grade, no diploma	317,810
Limited English Proficiency (LEP)	160,186

Terry R. Gilleland, Jr., Director of Adult Education & Literacy Services  
 Division of Workforce Development and Adult Learning Department of Labor, Licensing and Regulation  
 1100 North Eutaw Street Room 120 Baltimore, MD 21201  
 Phone: (410) 767-1008 Fax: (410) 333-2099  
 Email: [terry.gilleland@maryland.gov](mailto:terry.gilleland@maryland.gov) Website: <http://dllr.maryland.gov/gedmd/>

National Council of State Directors of Adult Education

Sources\*: OVAE National Reporting System – 2015-2016 Reporting Tables 1, 3, 4, 5, 6 and FFR2;  
 US Census, 2015 American Community Survey 5-Year Estimates

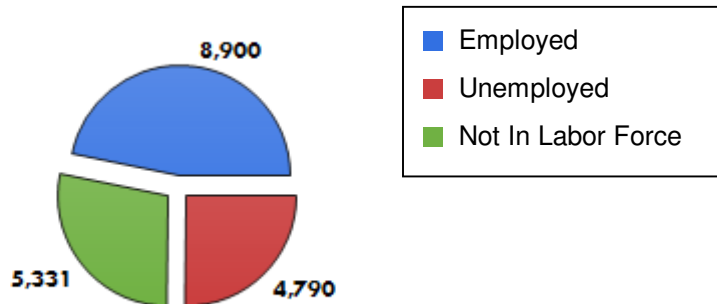
# PROGRAM FACT SHEET 2015-2016\*

## Massachusetts

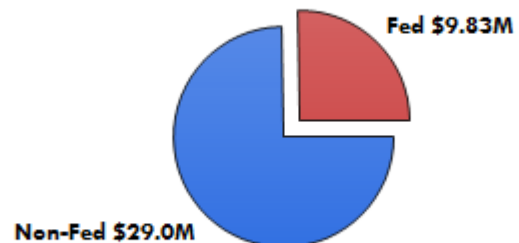
ENROLLMENT				
	Adult Basic Education	Adult Secondary Education	English Literacy	Total
<b>TOTAL</b>	4,344	3,034	11,643	19,021

HSE / High School Completion Graduates	Number of Graduates
	875

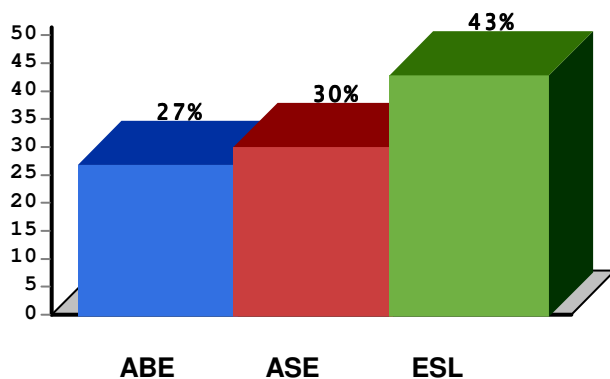
Participant Status



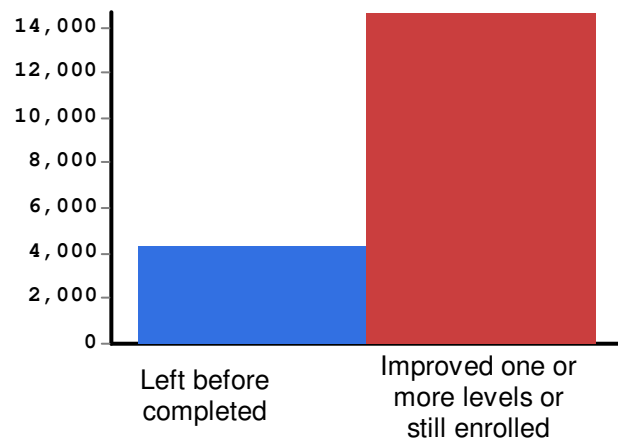
Grants



Percentage of 16-24 in each program



Program Enrollment Performance



US Census, 2015 American Community Survey 5-Year Estimates	
Educational Attainment: Less than 9th grade	228,342
Educational Attainment: 9th to 12th grade, no diploma	317,056
Limited English Proficiency (LEP)	268,825

Jolanta Conway, State ABE Director  
 Department of Elementary and Secondary Education  
 75 Pleasant Street Malden, MA 02148  
 Phone: (781) 338-3853 Fax: (781) 338-3394

Email: [jconway@doe.mass.edu](mailto:jconway@doe.mass.edu) Website: <http://www.doe.mass.edu/acls/>

National Council of State Directors of Adult Education

Sources\*: OVAE National Reporting System – 2015-2016 Reporting Tables 1, 3, 4, 5, 6 and FFR2;  
 US Census, 2015 American Community Survey 5-Year Estimates

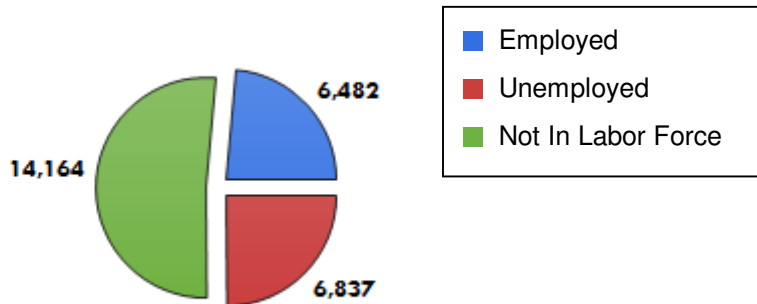
# PROGRAM FACT SHEET 2015-2016\*

## Michigan

ENROLLMENT				
	Adult Basic Education	Adult Secondary Education	English Literacy	Total
<b>TOTAL</b>	16,886	2,054	8,543	27,483

HSE / High School Completion Graduates	Number of Graduates
	2,606

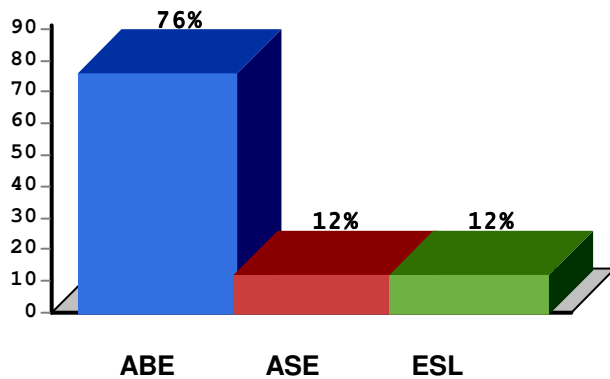
Participant Status



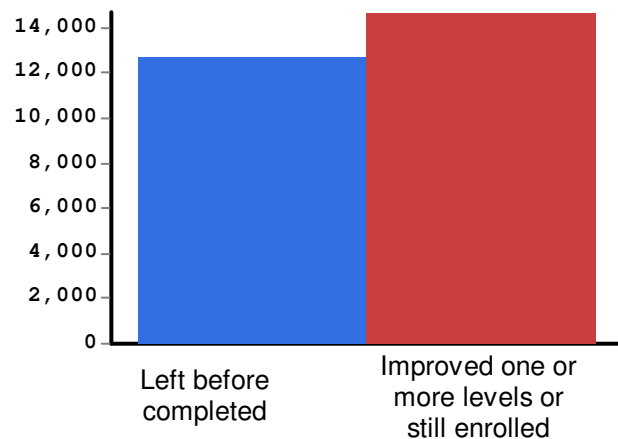
Grants



Percentage of 16-24 in each program



Program Enrollment Performance



US Census, 2015 American Community Survey 5-Year Estimates	
Educational Attainment: Less than 9th grade	226,764
Educational Attainment: 9th to 12th grade, no diploma	603,916
Limited English Proficiency (LEP)	123,650

Krista Johnson, Director of Education and Career Success  
Michigan Workforce Development Agency  
201 N. Washington Square Lansing, MI 48913  
Phone: (517) 335-5858 Fax: (517) 335-3630  
Email: johnsonk2@michigan.gov Website: <http://www.michigan.gov/wda>

National Council of State Directors of Adult Education

Sources\*: OVAE National Reporting System – 2015-2016 Reporting Tables 1, 3, 4, 5, 6 and FFR2;  
US Census, 2015 American Community Survey 5-Year Estimates

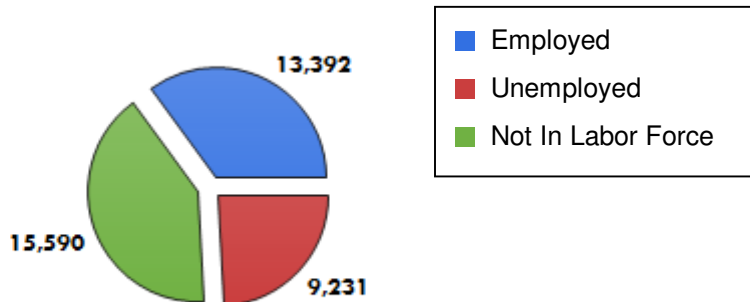
# PROGRAM FACT SHEET 2015-2016\*

## Minnesota

ENROLLMENT				
	Adult Basic Education	Adult Secondary Education	English Literacy	Total
<b>TOTAL</b>	14,383	6,346	17,484	38,213

HSE / High School Completion Graduates	Number of Graduates
	1,418

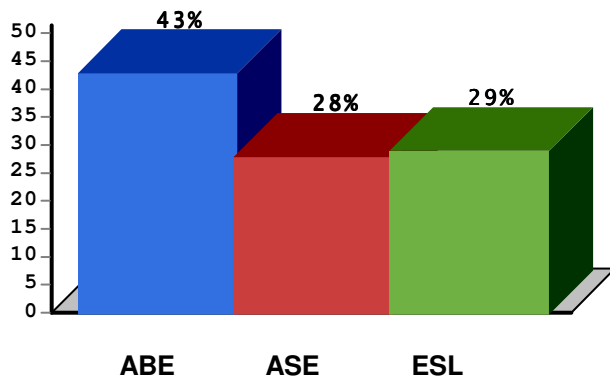
Participant Status



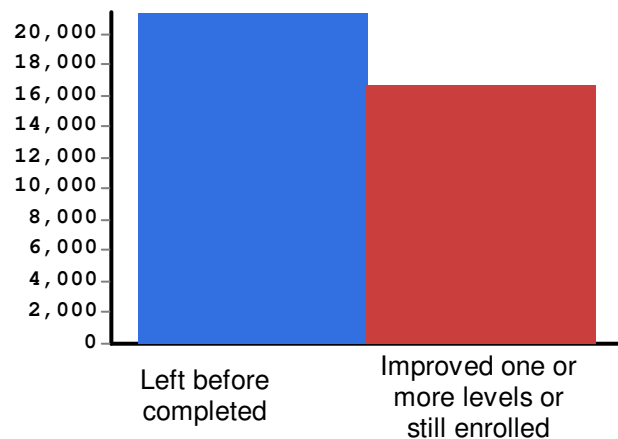
Grants



Percentage of 16-24 in each program



Program Enrollment Performance



US Census, 2015 American Community Survey 5-Year Estimates	
Educational Attainment: Less than 9th grade	118,976
Educational Attainment: 9th to 12th grade, no diploma	219,808
Limited English Proficiency (LEP)	96,089

Todd Wagner, Director of ABE  
 Adult Basic Education Minnesota Department of Education  
 1500 Highway 36 West Roseville, MN 55113-4266  
 Phone: (651) 582-8442 Fax: (651) 634-5154  
 Email: [todd.wagner@state.mn.us](mailto:todd.wagner@state.mn.us) Website: <http://mnabe.org/>

National Council of State Directors of Adult Education

Sources\*: OVAE National Reporting System – 2015-2016 Reporting Tables 1, 3, 4, 5, 6 and FFR2;  
 US Census, 2015 American Community Survey 5-Year Estimates

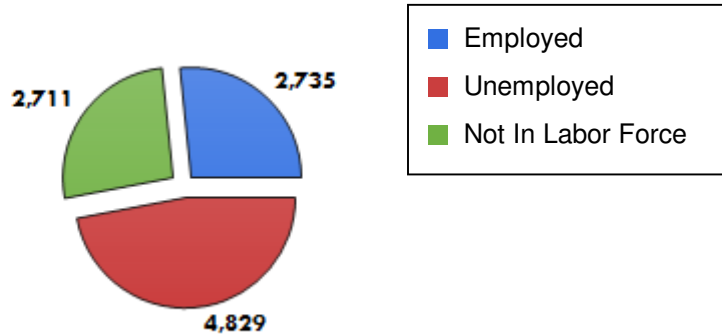
# PROGRAM FACT SHEET 2015-2016\*

## Mississippi

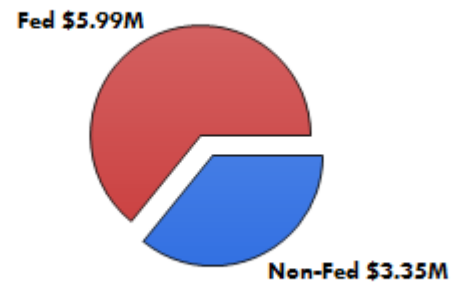
ENROLLMENT				
	Adult Basic Education	Adult Secondary Education	English Literacy	Total
<b>TOTAL</b>	8,808	1,195	272	10,275

HSE / High School Completion Graduates	Number of Graduates
	3,272

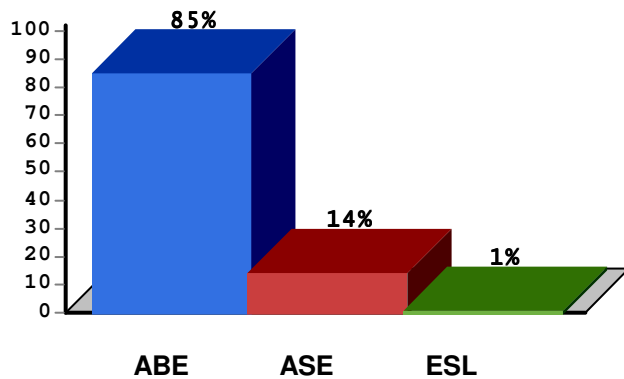
Participant Status



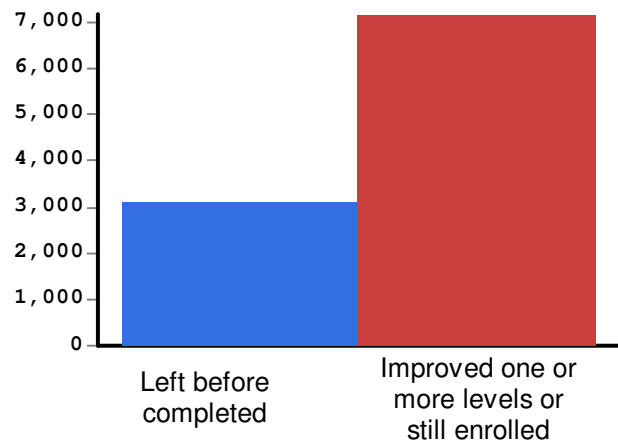
Grants



Percentage of 16-24 in each program



Program Enrollment Performance



US Census, 2015 American Community Survey 5-Year Estimates	
Educational Attainment: Less than 9th grade	124,361
Educational Attainment: 9th to 12th grade, no diploma	270,825
Limited English Proficiency (LEP)	22,003

Sandy Crist, Director of Adult Literacy  
 Division of Adult Education Mississippi Community College Board  
 3825 Ridgewood Road Jackson, MS 39211  
 Phone: (601) 432-6338 Fax: (601) 432-6890  
 Email: [scrist@mccb.edu](mailto:scrist@mccb.edu) Website: <http://www.mccb.edu>

National Council of State Directors of Adult Education

Sources\*: OVAE National Reporting System – 2015-2016 Reporting Tables 1, 3, 4, 5, 6 and FFR2;  
 US Census, 2015 American Community Survey 5-Year Estimates

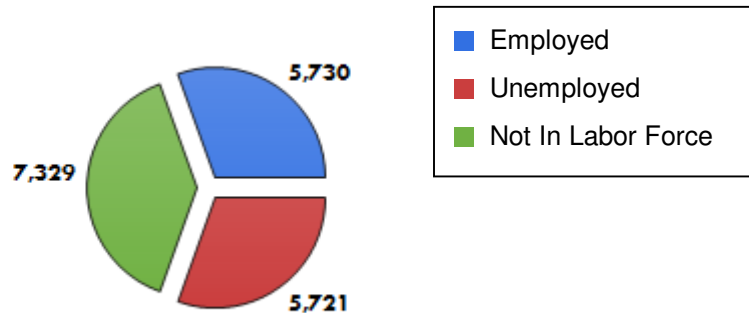
# PROGRAM FACT SHEET 2015-2016\*

## Missouri

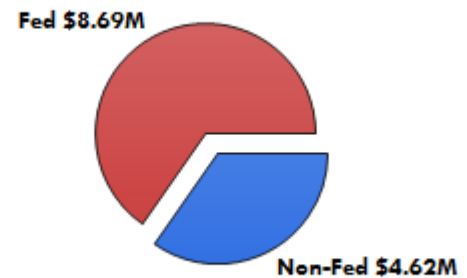
ENROLLMENT				
	Adult Basic Education	Adult Secondary Education	English Literacy	Total
<b>TOTAL</b>	12,244	1,525	5,011	18,780

HSE / High School Completion Graduates	Number of Graduates
	2,282

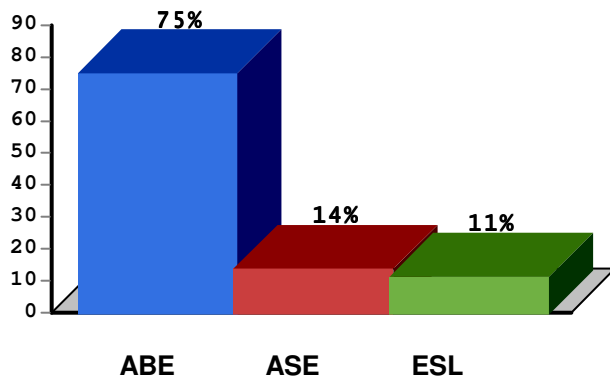
Participant Status



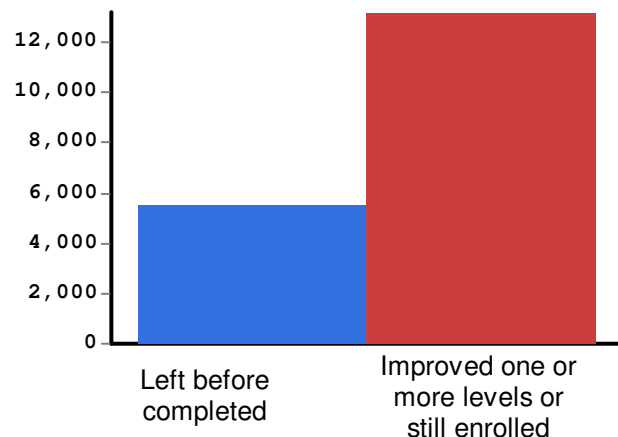
Grants



Percentage of 16-24 in each program



Program Enrollment Performance



US Census, 2015 American Community Survey 5-Year Estimates	
Educational Attainment: Less than 9th grade	160,492
Educational Attainment: 9th to 12th grade, no diploma	389,665
Limited English Proficiency (LEP)	51,809

Elaine Bryan, State Director of Adult Education  
 Department of Elementary and Secondary Education  
 205 Jefferson Street P.O. Box 480 Jefferson City, MO 65102  
 Phone: (573) 526-4823 Fax: (573) 526-5710  
 Email: [elaine.bryan@dese.mo.gov](mailto:elaine.bryan@dese.mo.gov) Website: <http://www.ael.mo.gov>

National Council of State Directors of Adult Education

Sources\*: OVAE National Reporting System – 2015-2016 Reporting Tables 1, 3, 4, 5, 6 and FFR2;  
 US Census, 2015 American Community Survey 5-Year Estimates



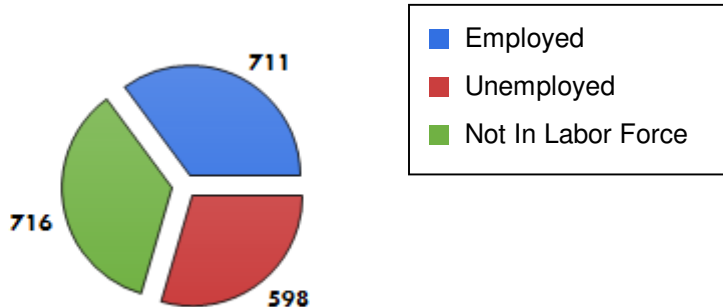
# PROGRAM FACT SHEET 2015-2016\*

## Montana

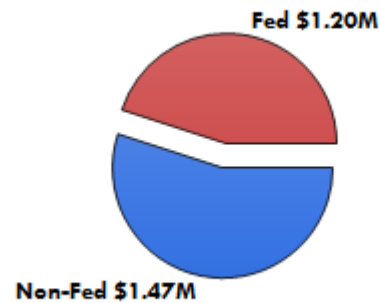
ENROLLMENT				
	Adult Basic Education	Adult Secondary Education	English Literacy	Total
<b>TOTAL</b>	1,497	346	178	2,021

HSE / High School Completion Graduates	Number of Graduates
	434

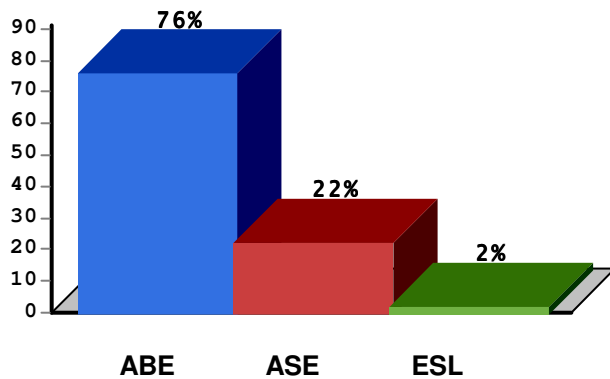
Participant Status



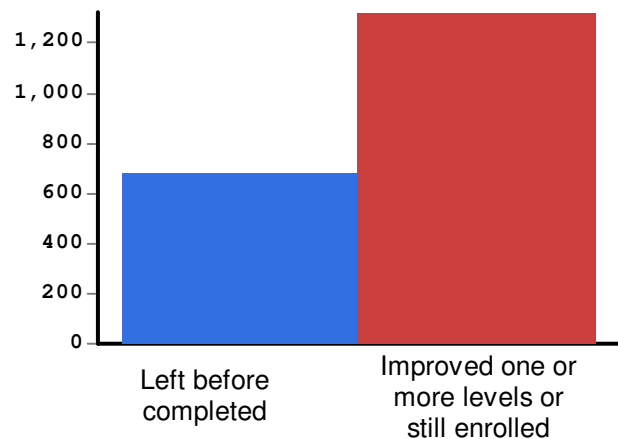
Grants



Percentage of 16-24 in each program



Program Enrollment Performance



US Census, 2015 American Community Survey 5-Year Estimates	
Educational Attainment: Less than 9th grade	16,071
Educational Attainment: 9th to 12th grade, no diploma	48,687
Limited English Proficiency (LEP)	2,306

Ms. Katie Spalinger, Adult Education State Director  
 Montana Office of Public Instruction  
 PO Box 202501 1300 11th Avenue Helena, MT 59620-2501  
 Phone: (406) 444-4443 Fax: (406) 444-1373  
 Email: [Katie.Spalinger@mt.gov](mailto:Katie.Spalinger@mt.gov) Website: <http://www.opi.mt.gov>

National Council of State Directors of Adult Education

Sources\*: OVAE National Reporting System – 2015-2016 Reporting Tables 1, 3, 4, 5, 6 and FFR2;  
 US Census, 2015 American Community Survey 5-Year Estimates

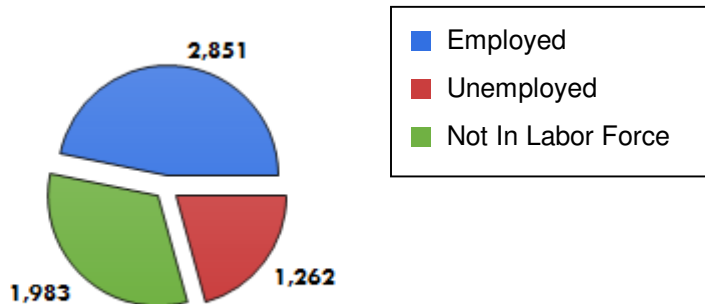
# PROGRAM FACT SHEET 2015-2016\*

## Nebraska

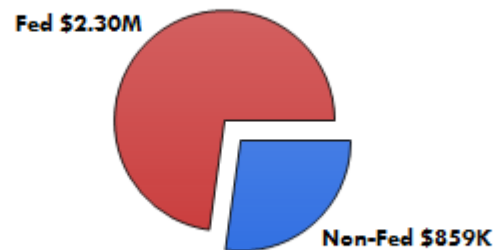
ENROLLMENT				
	Adult Basic Education	Adult Secondary Education	English Literacy	Total
<b>TOTAL</b>	2,718	518	2,860	6,096

HSE / High School Completion Graduates	Number of Graduates
	218

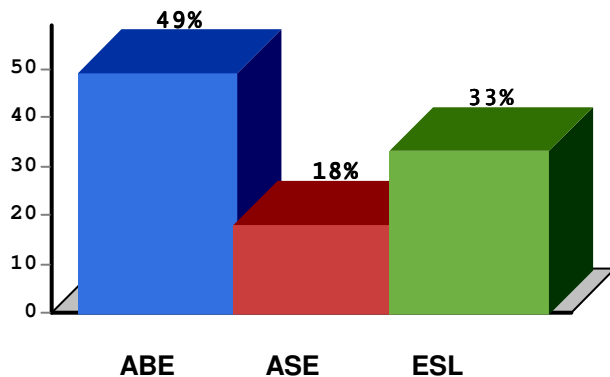
Participant Status



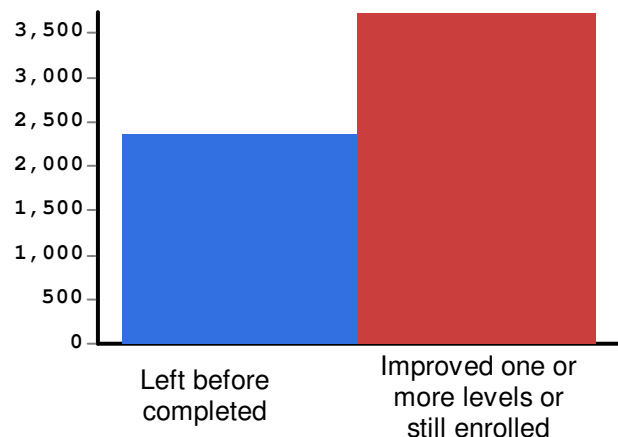
Grants



Percentage of 16-24 in each program



Program Enrollment Performance



US Census, 2015 American Community Survey 5-Year Estimates	
Educational Attainment: Less than 9th grade	52,521
Educational Attainment: 9th to 12th grade, no diploma	83,138
Limited English Proficiency (LEP)	44,207

Tate Lauer, Director, Adult Education  
 Nebraska Department of Education  
 301 Centennial Mall South P.O. Box 94987 Lincoln, NE 68509  
 Phone: (402) 471-4807 Fax: (402) 471-8127  
 Email: [Tate.Lauer@nebraska.gov](mailto:Tate.Lauer@nebraska.gov) Website: <http://www.education.ne.gov/>

National Council of State Directors of Adult Education

Sources\*: OVAE National Reporting System – 2015-2016 Reporting Tables 1, 3, 4, 5, 6 and FFR2;  
 US Census, 2015 American Community Survey 5-Year Estimates

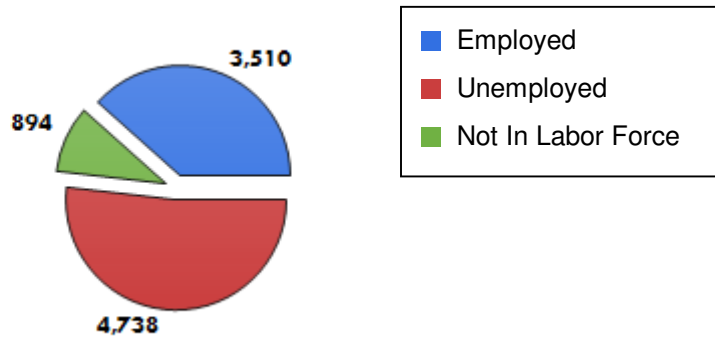
# PROGRAM FACT SHEET 2015-2016\*

## Nevada

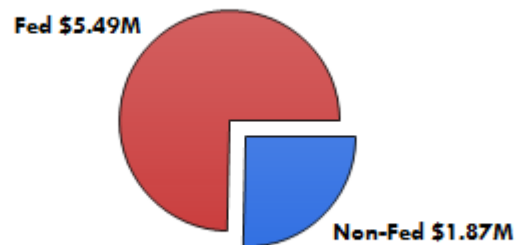
ENROLLMENT				
	Adult Basic Education	Adult Secondary Education	English Literacy	Total
<b>TOTAL</b>	2,059	179	6,902	9,140

HSE / High School Completion Graduates	Number of Graduates
	496

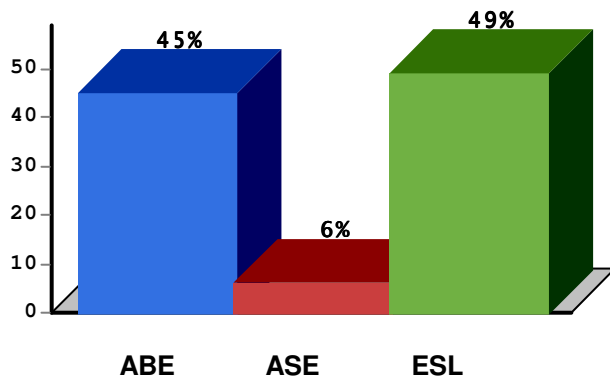
Participant Status



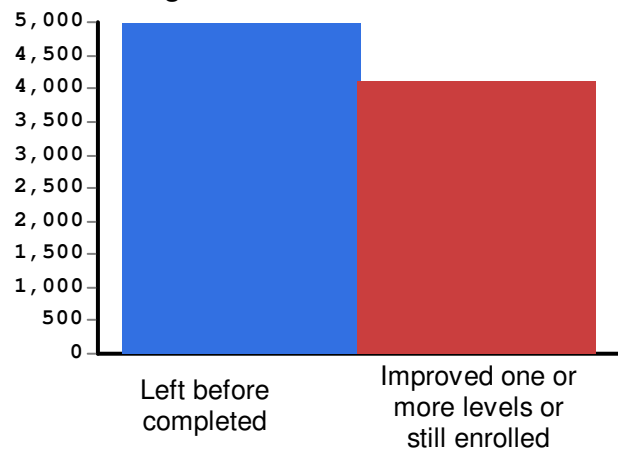
Grants



Percentage of 16-24 in each program



Program Enrollment Performance



US Census, 2015 American Community Survey 5-Year Estimates	
Educational Attainment: Less than 9th grade	121,610
Educational Attainment: 9th to 12th grade, no diploma	209,223
Limited English Proficiency (LEP)	155,541

Ms. Nancy Olsen, Assistant Director, Adult Education

Nevada Department of Education

755 North Rop St. Suite 201 Carson City, NV 89701

Phone: (775) 687-7289 Fax: (775) 687-8636

Email: [nolsen@doe.nv.gov](mailto:nolsen@doe.nv.gov) Website: <http://www.nevadaadulteducation.org>

National Council of State Directors of Adult Education

Sources\*: OVAE National Reporting System – 2015-2016 Reporting Tables 1, 3, 4, 5, 6 and FFR2;

US Census, 2015 American Community Survey 5-Year Estimates

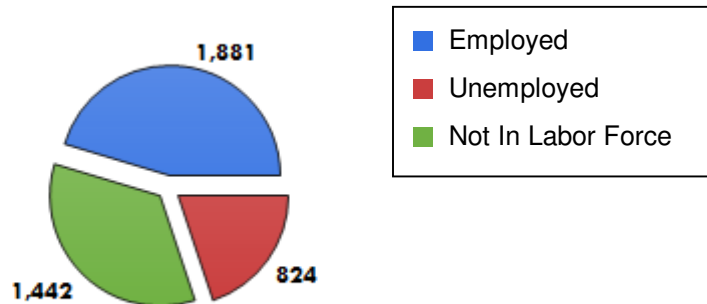
# PROGRAM FACT SHEET 2015-2016\*

## New Hampshire

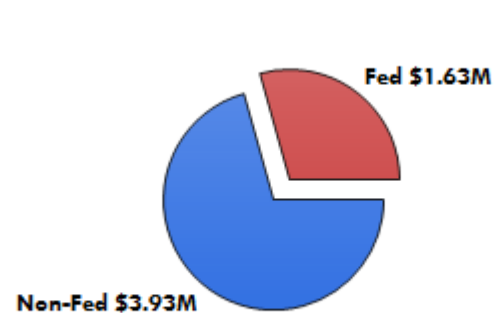
ENROLLMENT				
	Adult Basic Education	Adult Secondary Education	English Literacy	Total
<b>TOTAL</b>	1,042	978	2,127	4,147

HSE / High School Completion Graduates	Number of Graduates
	514

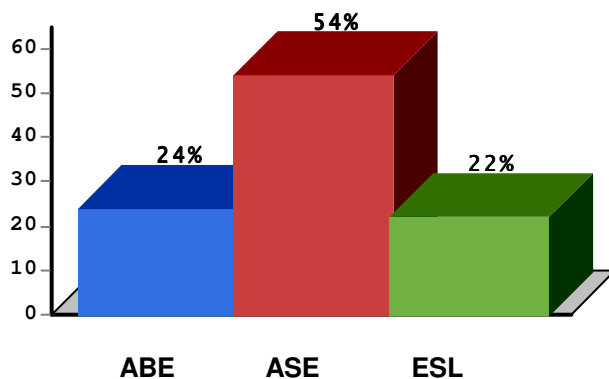
Participant Status



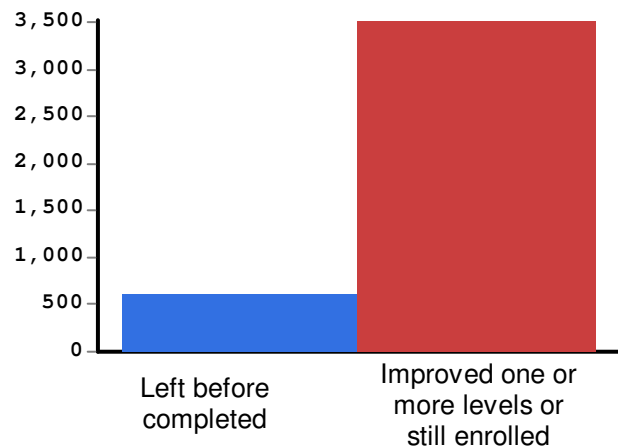
Grants



Percentage of 16-24 in each program



Program Enrollment Performance



US Census, 2015 American Community Survey 5-Year Estimates	
Educational Attainment: Less than 9th grade	24,780
Educational Attainment: 9th to 12th grade, no diploma	60,069
Limited English Proficiency (LEP)	10,828

Mr. Art Ellison, Administrator

Bureau of Adult Education New Hampshire Department of Education

21 South Fruit Street Suite #20 Concord, NH 03301

Phone: (603) 271-6698 Fax: (603) 271-3454

Email: [Arthur.Ellison@doe.nh.gov](mailto:Arthur.Ellison@doe.nh.gov) Website: <http://www.nhadulted.org/>

National Council of State Directors of Adult Education

Sources\*: OVAE National Reporting System – 2015-2016 Reporting Tables 1, 3, 4, 5, 6 and FFR2;

US Census, 2015 American Community Survey 5-Year Estimates

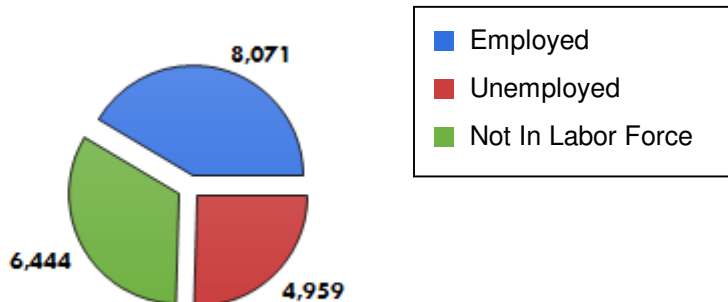
# PROGRAM FACT SHEET 2015-2016\*

## New Jersey

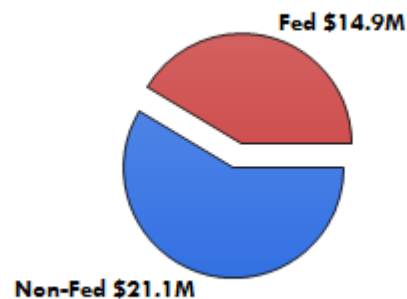
ENROLLMENT				
	Adult Basic Education	Adult Secondary Education	English Literacy	Total
<b>TOTAL</b>	8,040	986	10,448	19,474

HSE / High School Completion Graduates	Number of Graduates
	1,001

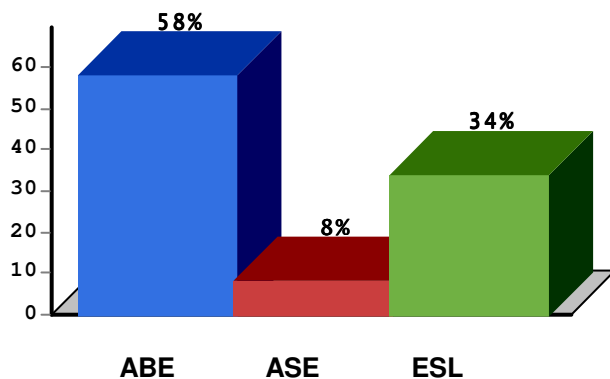
Participant Status



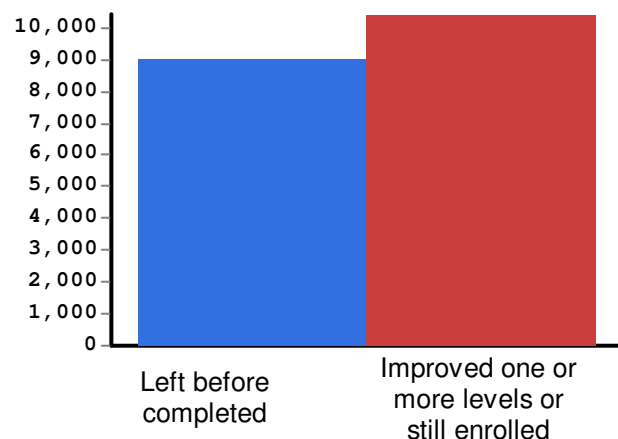
Grants



Percentage of 16-24 in each program



Program Enrollment Performance



US Census, 2015 American Community Survey 5-Year Estimates	
Educational Attainment: Less than 9th grade	338,885
Educational Attainment: 9th to 12th grade, no diploma	451,614
Limited English Proficiency (LEP)	507,895

Howard K. Miller Jr., Chief  
 New Jersey Department of Labor and Workforce Development Office of Customized & Literacy Training  
 POB 055, Seventh Floor Trenton, NJ 08625-0055  
 Phone: (609) 984-4437 Fax: (609) 984-3562  
 Email: [Howard.Miller@dol.state.nj.us](mailto:Howard.Miller@dol.state.nj.us) Website: <http://lwd.dol.state.nj.us/labor/>

National Council of State Directors of Adult Education

Sources\*: OVAE National Reporting System – 2015-2016 Reporting Tables 1, 3, 4, 5, 6 and FFR2;  
 US Census, 2015 American Community Survey 5-Year Estimates

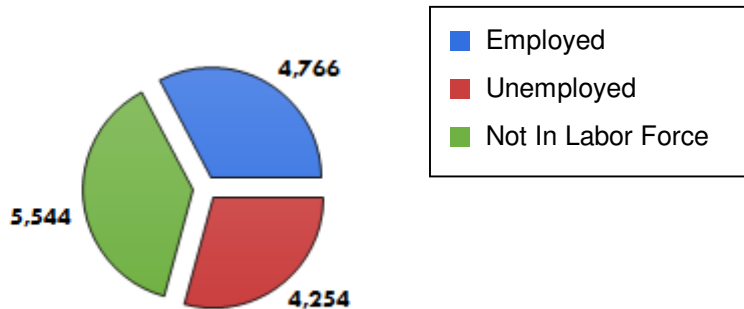
# PROGRAM FACT SHEET 2015-2016\*

## New Mexico

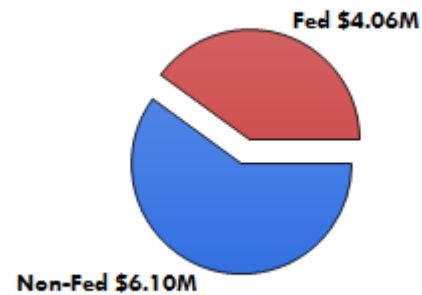
ENROLLMENT				
	Adult Basic Education	Adult Secondary Education	English Literacy	Total
<b>TOTAL</b>	8,242	1,228	5,094	14,564

HSE / High School Completion Graduates	Number of Graduates
	1,488

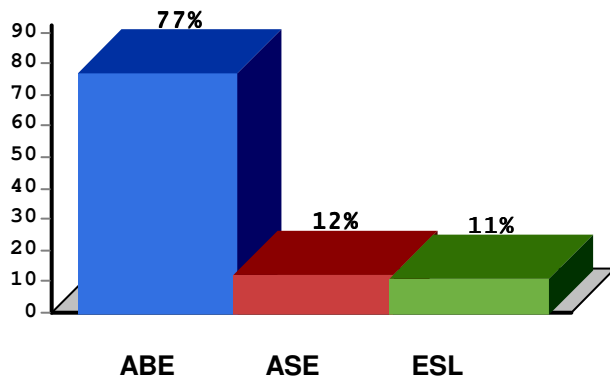
Participant Status



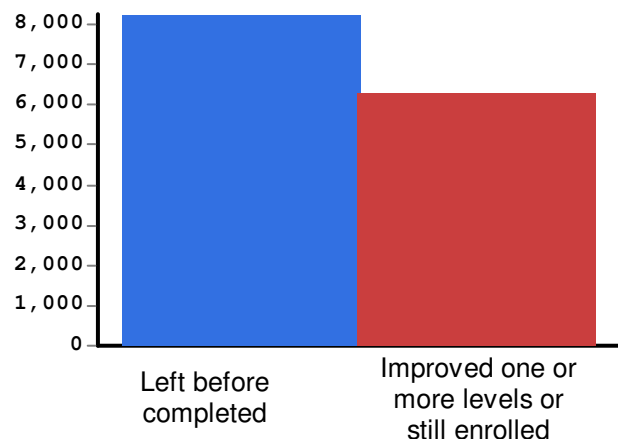
Grants



Percentage of 16-24 in each program



Program Enrollment Performance



US Census, 2015 American Community Survey 5-Year Estimates	
Educational Attainment: Less than 9th grade	100,100
Educational Attainment: 9th to 12th grade, no diploma	157,330
Limited English Proficiency (LEP)	86,672

Frances Bannowsky, Director, Adult Basic Education

New Mexico Higher Education Department

1068 Cerrillos Road Santa Fe, NM 87501

Phone: (505) 476-8440 Fax: (505) 476-6558

Email: frances.bannowsky@state.nm.us Website: <http://hed.state.nm.us>

National Council of State Directors of Adult Education

Sources\*: OVAE National Reporting System – 2015-2016 Reporting Tables 1, 3, 4, 5, 6 and FFR2;

US Census, 2015 American Community Survey 5-Year Estimates

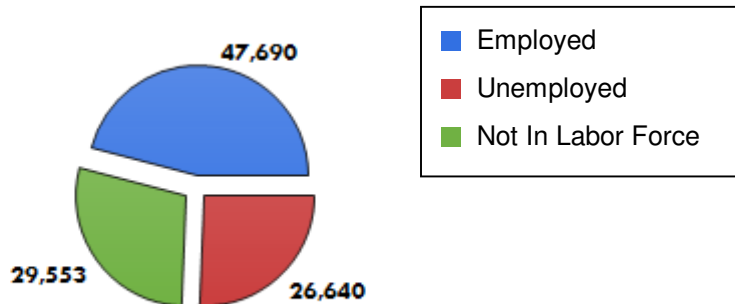
# PROGRAM FACT SHEET 2015-2016\*

## New York

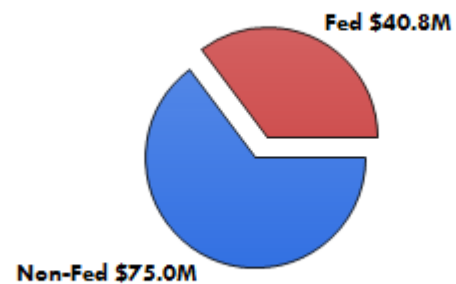
ENROLLMENT				
	Adult Basic Education	Adult Secondary Education	English Literacy	Total
<b>TOTAL</b>	36,788	4,491	62,604	103,883

HSE / High School Completion Graduates	Number of Graduates
	3,495

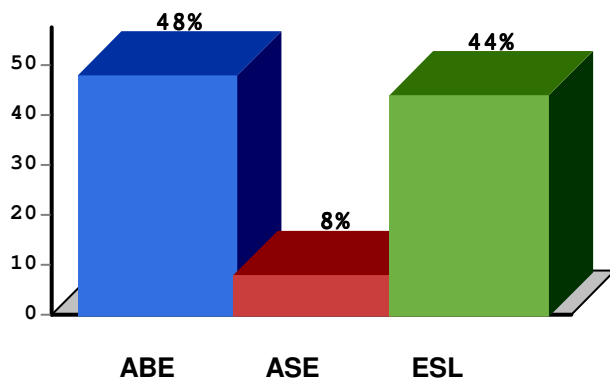
Participant Status



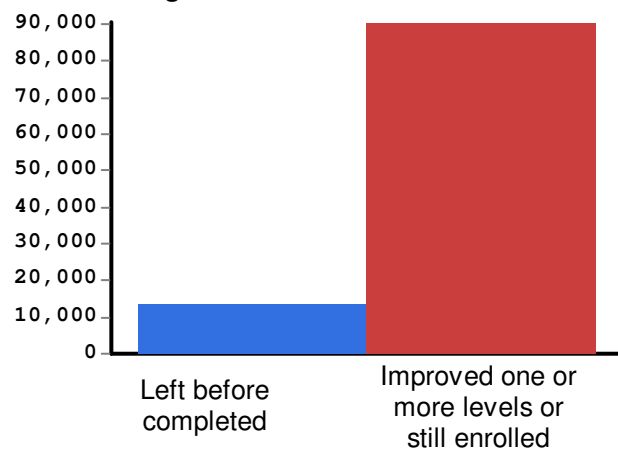
Grants



Percentage of 16-24 in each program



Program Enrollment Performance



US Census, 2015 American Community Survey 5-Year Estimates	
Educational Attainment: Less than 9th grade	931,985
Educational Attainment: 9th to 12th grade, no diploma	1,255,880
Limited English Proficiency (LEP)	1,253,431

Robert Purga, Director  
 Adult Education Programs and Policy Adult Career and Continuing Education Services  
 One Commerce Plaza 16th Floor Albany, NY 12234  
 Phone: (518) 474-8940 Fax: (518) 474-0319  
 Email: [rpurga@mail.nysed.gov](mailto:rpurga@mail.nysed.gov) Website: <http://www.acces.nysed.gov/>

National Council of State Directors of Adult Education

Sources\*: OVAE National Reporting System – 2015-2016 Reporting Tables 1, 3, 4, 5, 6 and FFR2;  
 US Census, 2015 American Community Survey 5-Year Estimates

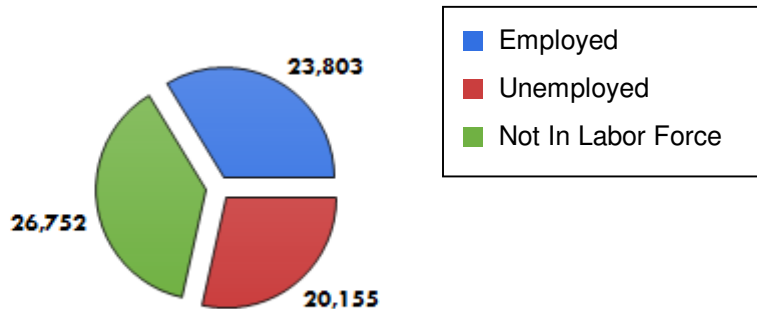
# PROGRAM FACT SHEET 2015-2016\*

## North Carolina

ENROLLMENT				
	Adult Basic Education	Adult Secondary Education	English Literacy	Total
<b>TOTAL</b>	37,941	11,012	21,757	70,710

HSE / High School Completion Graduates	Number of Graduates
	4,395

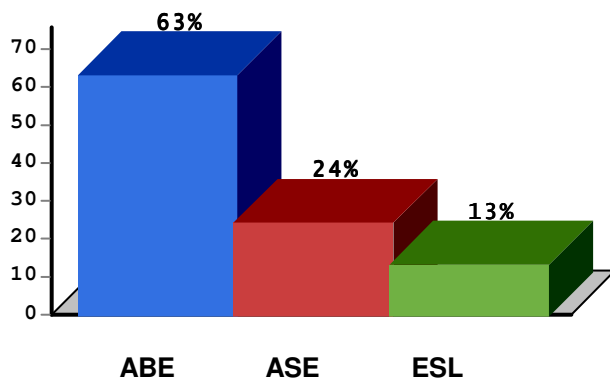
Participant Status



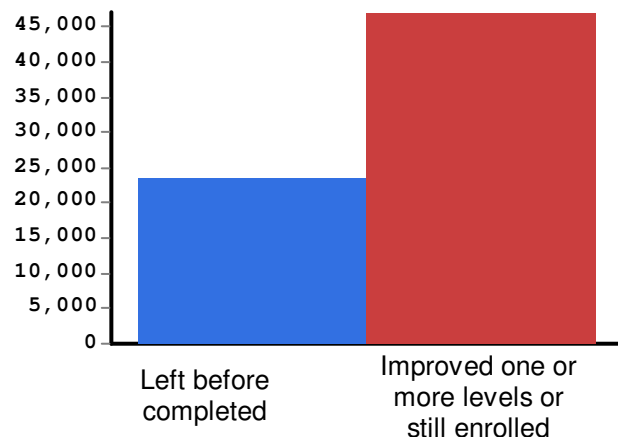
Grants



Percentage of 16-24 in each program



Program Enrollment Performance



US Census, 2015 American Community Survey 5-Year Estimates	
Educational Attainment: Less than 9th grade	376,161
Educational Attainment: 9th to 12th grade, no diploma	707,608
Limited English Proficiency (LEP)	228,864

Gilda Rubio-Festa, Associate Vice President of College and Career Readiness  
 North Carolina Community College System  
 5016 Mail Service Center Raleigh, NC 27699-5016  
 Phone: (919) 807-7132 Fax: (919) 807-7173  
 Email: [rubio-festag@nccommunitycolleges.edu](mailto:rubio-festag@nccommunitycolleges.edu) Website: <http://www.nccommunitycolleges.edu/>

National Council of State Directors of Adult Education

Sources\*: OVAE National Reporting System – 2015-2016 Reporting Tables 1, 3, 4, 5, 6 and FFR2;  
 US Census, 2015 American Community Survey 5-Year Estimates



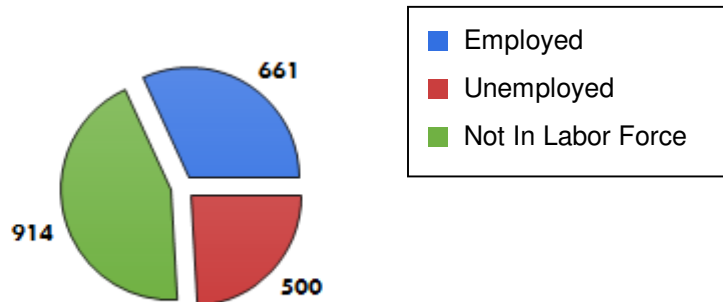
# PROGRAM FACT SHEET 2015-2016\*

## North Dakota

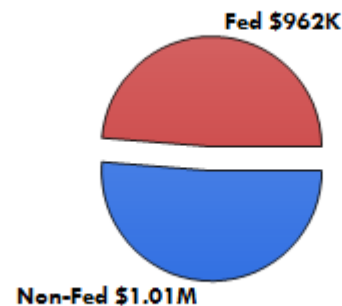
ENROLLMENT				
	Adult Basic Education	Adult Secondary Education	English Literacy	Total
<b>TOTAL</b>	1,025	377	665	2,067

HSE / High School Completion Graduates	Number of Graduates
	406

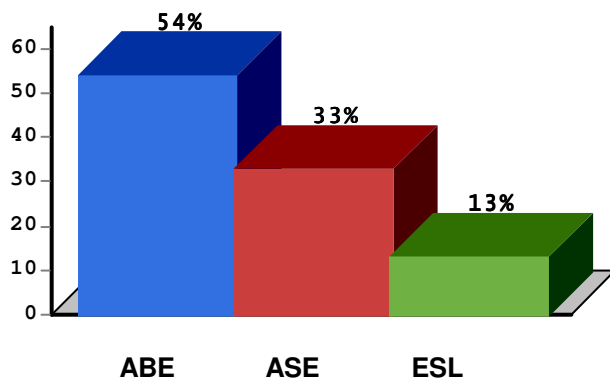
Participant Status



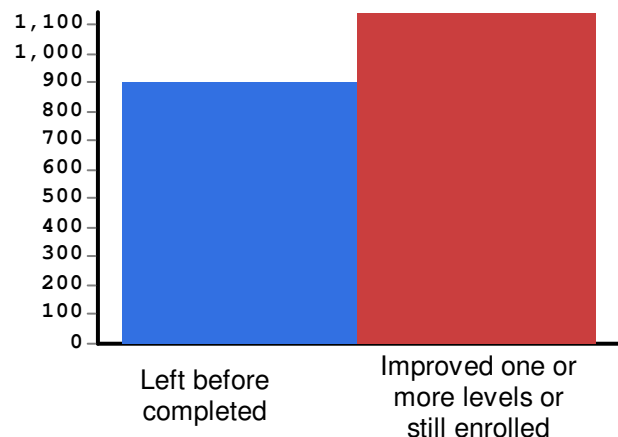
Grants



Percentage of 16-24 in each program



Program Enrollment Performance



US Census, 2015 American Community Survey 5-Year Estimates	
Educational Attainment: Less than 9th grade	18,875
Educational Attainment: 9th to 12th grade, no diploma	28,168
Limited English Proficiency (LEP)	3,672

Valerie Fischer, Director  
 Adult Education ND Department of Public Instruction  
 600 East Blvd. State Capitol Bismarck, ND 58505-0440  
 Phone: (701) 328-4138 Fax: (701) 328-4770  
 Email: [vfischer@nd.gov](mailto:vfischer@nd.gov) Website: <http://www.dpi.state.nd.us/adulted/index.shtm>

National Council of State Directors of Adult Education

Sources\*: OVAE National Reporting System – 2015-2016 Reporting Tables 1, 3, 4, 5, 6 and FFR2;  
 US Census, 2015 American Community Survey 5-Year Estimates

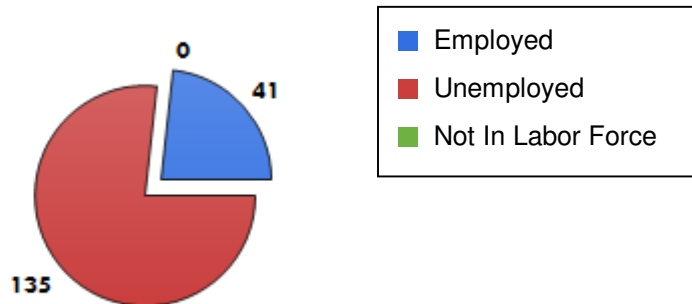
# PROGRAM FACT SHEET 2015-2016\*

## Northern Mariana Islands

ENROLLMENT				
	Adult Basic Education	Adult Secondary Education	English Literacy	Total
<b>TOTAL</b>	91	58	16	165

HSE / High School Completion Graduates	Number of Graduates
	29

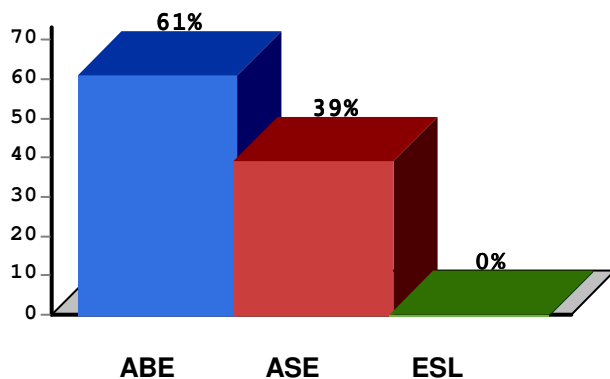
Participant Status



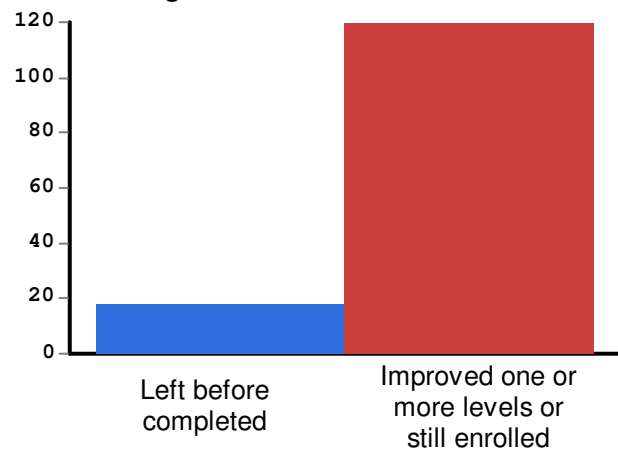
Grants



Percentage of 16-24 in each program



Program Enrollment Performance



US Census, 2015 American Community Survey 5-Year Estimates	
Educational Attainment: Less than 9th grade	+
Educational Attainment: 9th to 12th grade, no diploma	+
Limited English Proficiency (LEP)	+

Ms. Lorraine Cabrera- Maui, Director, Adult Basic Education  
 Northern Marianas College Adult Basic Education  
 Commonwealth of the Northern Mariana Islands PO Box 501250 - As Terlaje Campus Saipan, MP 96950  
 Phone: (670) 234-5498 Fax: (670) 235-4940  
 Email: [lorraine.maui@marianas.edu](mailto:lorraine.maui@marianas.edu) Website: <http://www.nmcnet.edu>

National Council of State Directors of Adult Education

Sources\*: OVAE National Reporting System – 2015-2016 Reporting Tables 1, 3, 4, 5, 6 and FFR2;

US Census, 2015 American Community Survey 5-Year Estimates

+ Value within statistical margin of error or unknown.

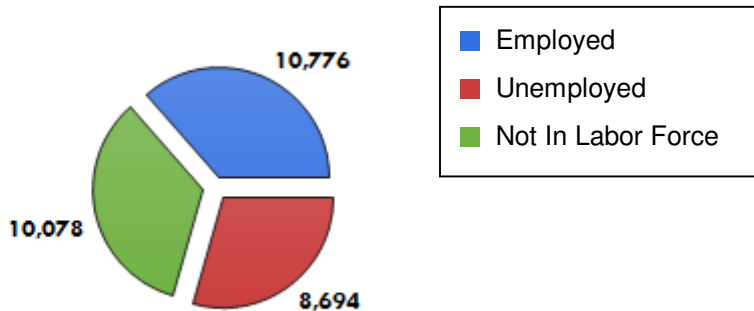
# PROGRAM FACT SHEET 2015-2016\*

## Ohio

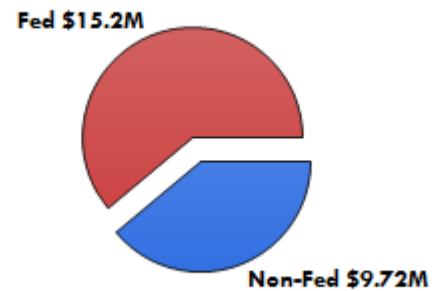
ENROLLMENT				
	Adult Basic Education	Adult Secondary Education	English Literacy	Total
<b>TOTAL</b>	18,747	3,076	7,725	29,548

HSE / High School Completion Graduates	Number of Graduates
	1,963

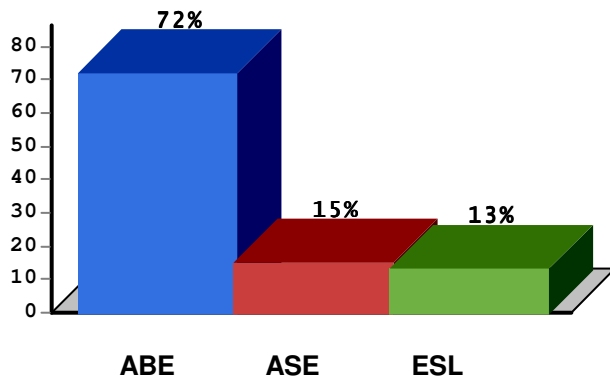
Participant Status



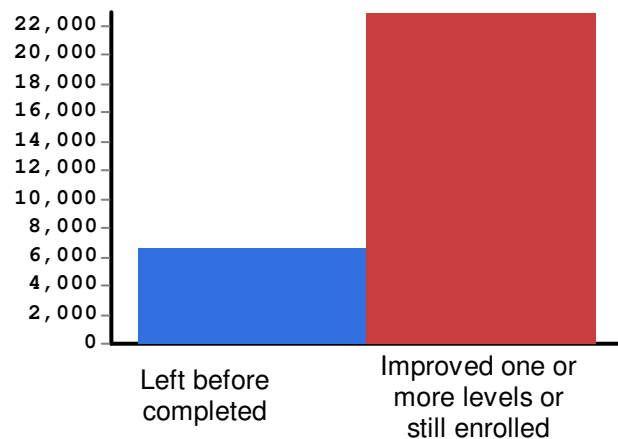
Grants



Percentage of 16-24 in each program



Program Enrollment Performance



US Census, 2015 American Community Survey 5-Year Estimates	
Educational Attainment: Less than 9th grade	258,426
Educational Attainment: 9th to 12th grade, no diploma	748,858
Limited English Proficiency (LEP)	94,019

Donna Albanese, State Director of Adult Basic Education  
 Ohio Department of Higher Education  
 25 South Front Street 2nd Floor Columbus, OH 43215  
 Phone: (614) 466-6204 Fax: (614) 752-5903  
 Email: [dalbanese@highered.ohio.gov](mailto:dalbanese@highered.ohio.gov) Website: <http://www.ohiohighered.org>

National Council of State Directors of Adult Education

Sources\*: OVAE National Reporting System – 2015-2016 Reporting Tables 1, 3, 4, 5, 6 and FFR2;  
 US Census, 2015 American Community Survey 5-Year Estimates

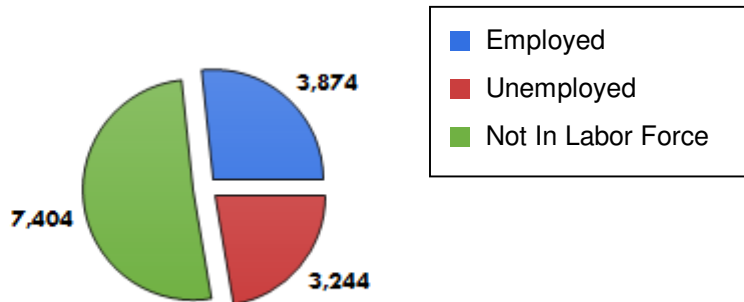
# PROGRAM FACT SHEET 2015-2016\*

## Oklahoma

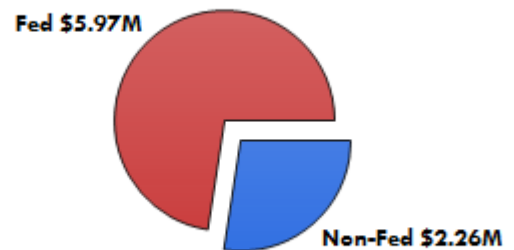
ENROLLMENT				
	Adult Basic Education	Adult Secondary Education	English Literacy	Total
<b>TOTAL</b>	18,747	3,076	7,725	29,548

HSE / High School Completion Graduates	Number of Graduates
	1,804

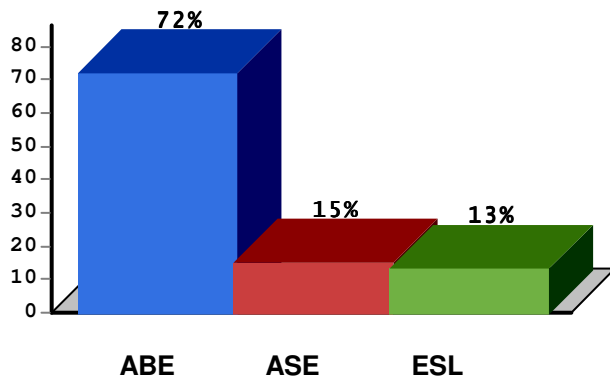
Participant Status



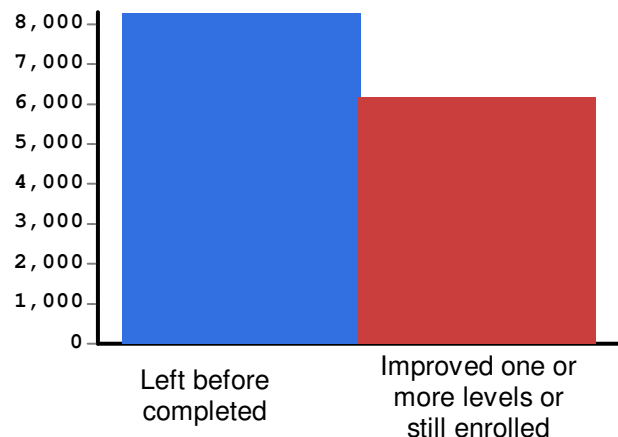
Grants



Percentage of 16-24 in each program



Program Enrollment Performance



US Census, 2015 American Community Survey 5-Year Estimates	
Educational Attainment: Less than 9th grade	119,537
Educational Attainment: 9th to 12th grade, no diploma	273,924
Limited English Proficiency (LEP)	71,835

Jared Bates, Federal Programs Manager  
 Oklahoma Department of Career and Technology  
 1500 W. 7th Ave. Stillwater, OK 74074-4364  
 Phone: (405) 743-5569 Fax: (405) 522-5394  
 Email: [jared.bates@careertech.ok.gov](mailto:jared.bates@careertech.ok.gov) Website: <http://www.ok.gov/sde/>

National Council of State Directors of Adult Education

Sources\*: OVAE National Reporting System – 2015-2016 Reporting Tables 1, 3, 4, 5, 6 and FFR2;  
 US Census, 2015 American Community Survey 5-Year Estimates

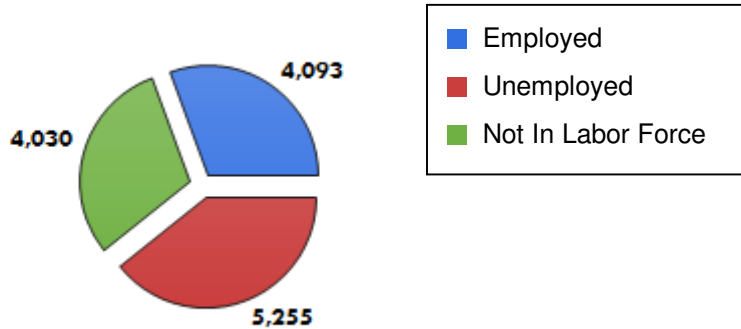
# PROGRAM FACT SHEET 2015-2016\*

## Oregon

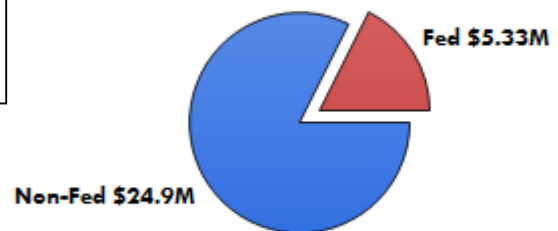
ENROLLMENT				
	Adult Basic Education	Adult Secondary Education	English Literacy	Total
<b>TOTAL</b>	5,986	1,675	5,717	13,378

HSE / High School Completion Graduates	Number of Graduates
	340

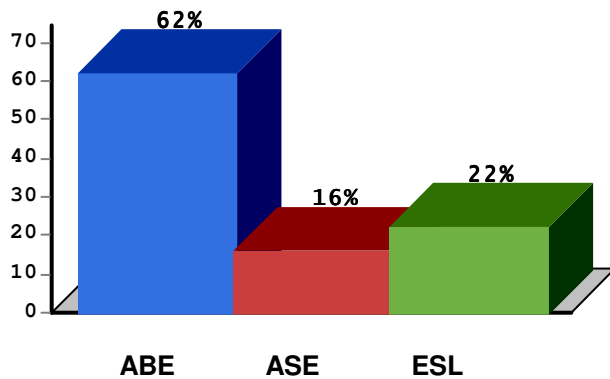
Participant Status



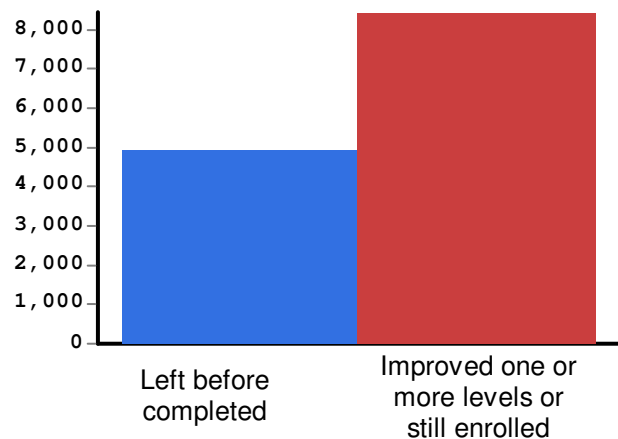
Grants



Percentage of 16-24 in each program



Program Enrollment Performance



US Census, 2015 American Community Survey 5-Year Estimates	
Educational Attainment: Less than 9th grade	113,368
Educational Attainment: 9th to 12th grade, no diploma	214,678
Limited English Proficiency (LEP)	111,149

Susan Fish, Adult Basic Skills State Director  
 Department of Community Colleges and Workforce Development  
 255 Capitol Street NE/PSB Salem, OR 97310  
 Phone: (503) 947-2423 Fax: (503) 378-3365  
 Email: Susan.Fish@hecc.oregon.gov Website: <http://cms.oregon.gov/CCWD>

National Council of State Directors of Adult Education

Sources\*: OVAE National Reporting System – 2015-2016 Reporting Tables 1, 3, 4, 5, 6 and FFR2;  
 US Census, 2015 American Community Survey 5-Year Estimates

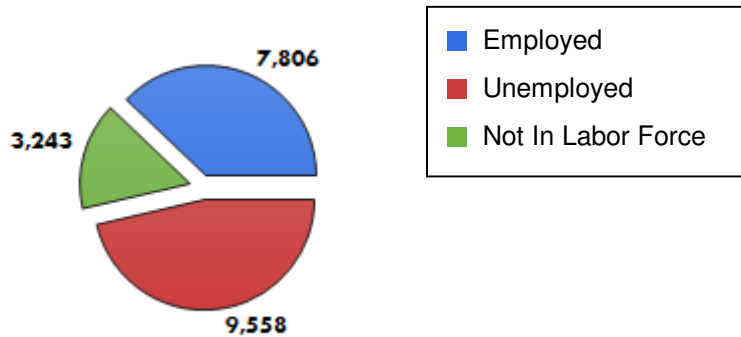
# PROGRAM FACT SHEET 2015-2016\*

## Pennsylvania

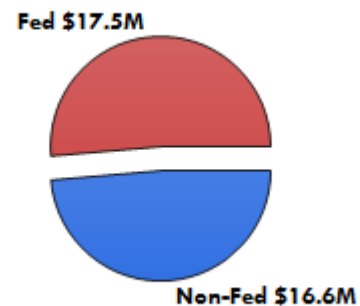
ENROLLMENT				
	Adult Basic Education	Adult Secondary Education	English Literacy	Total
<b>TOTAL</b>	11,596	2,417	6,594	20,607

HSE / High School Completion Graduates	Number of Graduates
	1,323

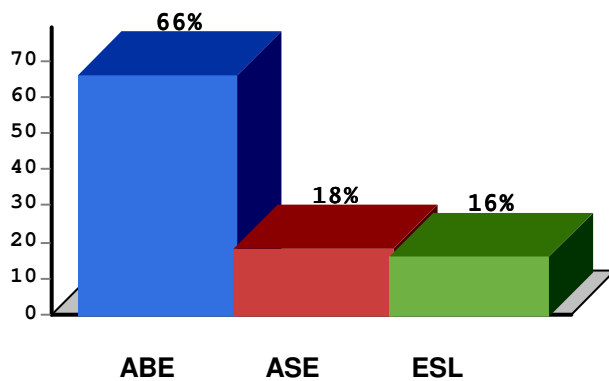
Participant Status



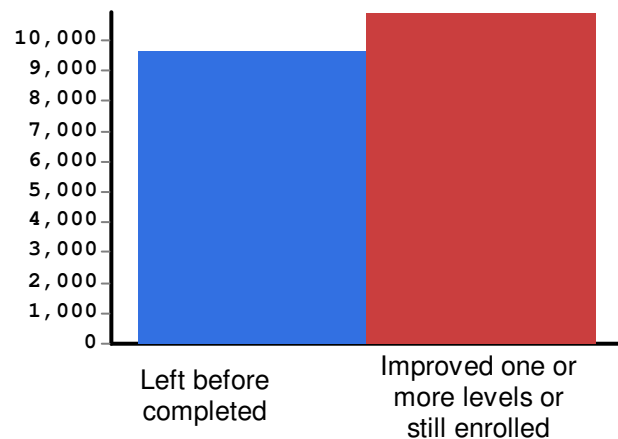
Grants



Percentage of 16-24 in each program



Program Enrollment Performance



US Census, 2015 American Community Survey 5-Year Estimates	
Educational Attainment: Less than 9th grade	328,668
Educational Attainment: 9th to 12th grade, no diploma	777,406
Limited English Proficiency (LEP)	215,765

Amanda Harrison, Division Chief  
 Bureau of Postsecondary and Adult Education Department of Education  
 333 Market Street, 12th Floor Harrisburg, PA 17126-0333  
 Phone: (717) 772-3739 Fax: (717) 783-0583  
 Email: [aharrison@pa.gov](mailto:aharrison@pa.gov) Website: <http://www.education.pa.gov>

National Council of State Directors of Adult Education

Sources\*: OVAE National Reporting System – 2015-2016 Reporting Tables 1, 3, 4, 5, 6 and FFR2;  
 US Census, 2015 American Community Survey 5-Year Estimates

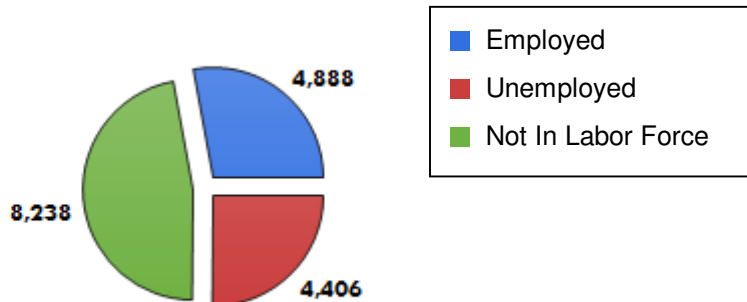
# PROGRAM FACT SHEET 2015-2016\*

## Puerto Rico

ENROLLMENT				
	Adult Basic Education	Adult Secondary Education	English Literacy	Total
<b>TOTAL</b>	2,557	8,353	6,622	17,532

HSE / High School Completion Graduates	Number of Graduates
	1,769

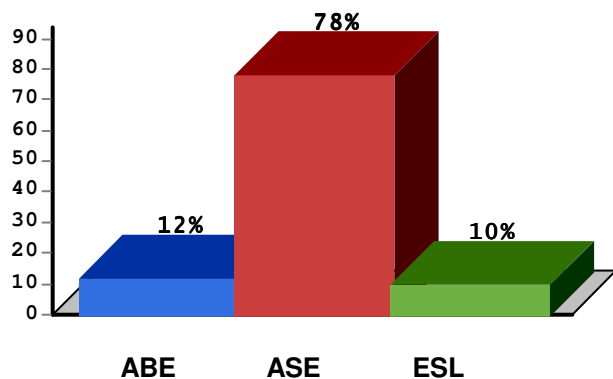
Participant Status



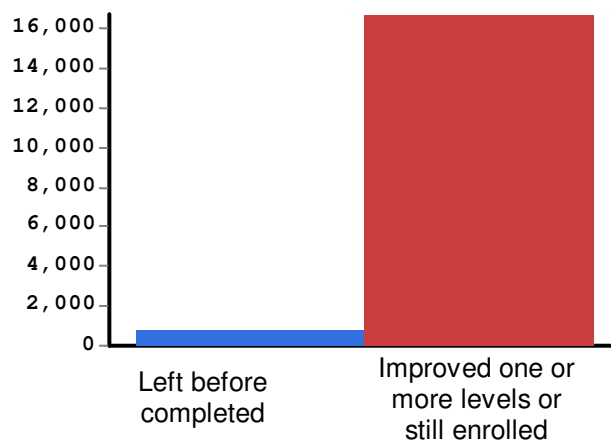
Grants

Data not available at time of printing

Percentage of 16-24 in each program



Program Enrollment Performance



US Census, 2015 American Community Survey 5-Year Estimates	
Educational Attainment: Less than 9th grade	431,822
Educational Attainment: 9th to 12th grade, no diploma	264,242
Limited English Proficiency (LEP)	1,748,784

Wanda O. Cabrera, Auxiliary Secretary  
 Puerto Rico Department of Education  
 P.O.Box 190759 San Juan, PR 00919  
 Phone: (787) 773-3451 Fax: (787) 758-6898  
 Email: cabreratw@de.pr.gov Website: <http://www.de.gobierno.pr/>

National Council of State Directors of Adult Education

Sources\*: OVAE National Reporting System – 2015-2016 Reporting Tables 1, 3, 4, 5, 6 and FFR2;  
 US Census, 2015 American Community Survey 5-Year Estimates

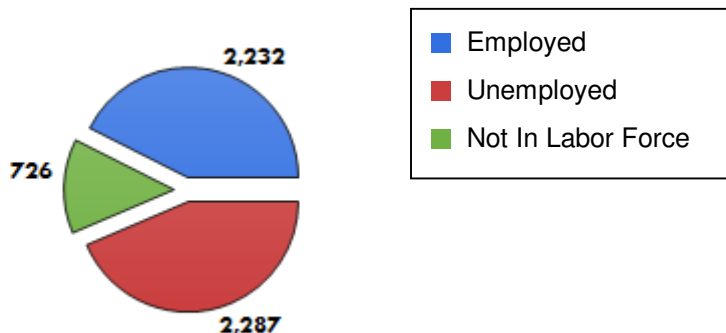
# PROGRAM FACT SHEET 2015-2016\*

## Rhode Island

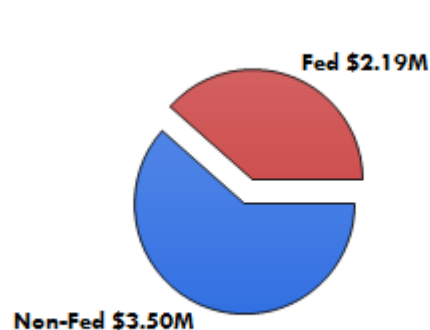
ENROLLMENT				
	Adult Basic Education	Adult Secondary Education	English Literacy	Total
<b>TOTAL</b>	1,752	343	3,146	5,241

HSE / High School Completion Graduates	Number of Graduates
	281

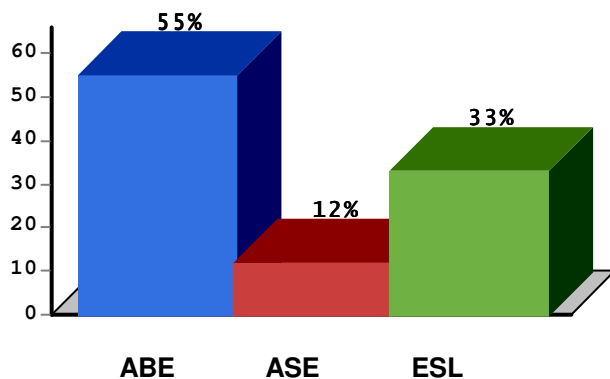
Participant Status



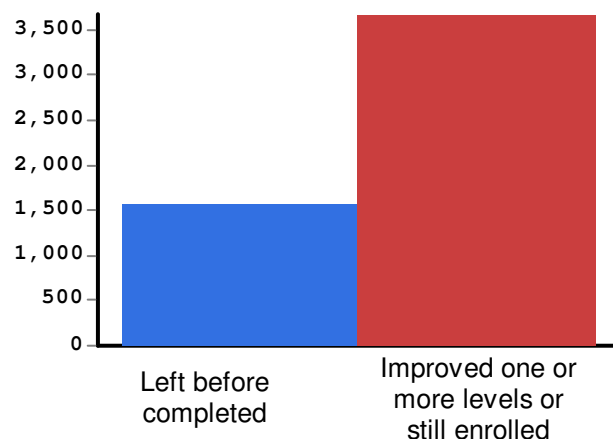
Grants



Percentage of 16-24 in each program



Program Enrollment Performance



US Census, 2015 American Community Survey 5-Year Estimates	
Educational Attainment: Less than 9th grade	44,626
Educational Attainment: 9th to 12th grade, no diploma	67,832
Limited English Proficiency (LEP)	43,300

Dr. Philip Less, Administrator, Adult Basic Education and GED Programs  
 Office of College and Career Readiness Rhode Island Department of Elementary and Secondary Education  
 255 Westminster Street Providence, RI 02903  
 Phone: (401) 222-8949 Fax: (401) 222-4271  
 Email: [philip.less@ride.ri.gov](mailto:philip.less@ride.ri.gov) Website: <http://www.ride.ri.gov>

National Council of State Directors of Adult Education

Sources\*: OVAE National Reporting System – 2015-2016 Reporting Tables 1, 3, 4, 5, 6 and FFR2;  
 US Census, 2015 American Community Survey 5-Year Estimates



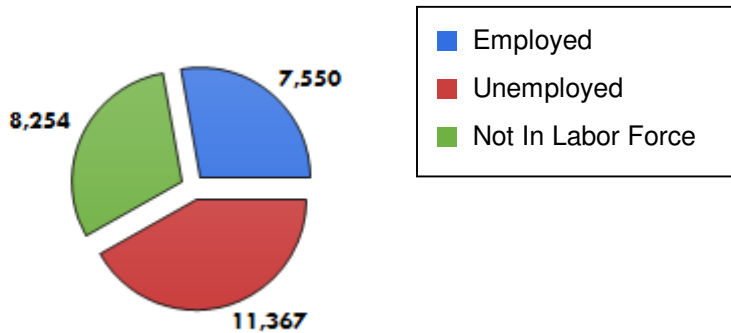
# PROGRAM FACT SHEET 2015-2016\*

## South Carolina

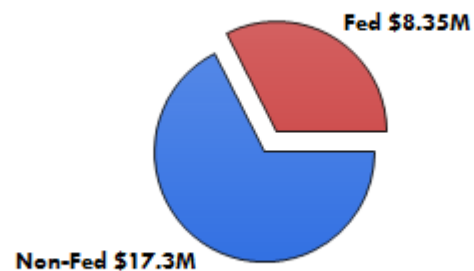
ENROLLMENT				
	Adult Basic Education	Adult Secondary Education	English Literacy	Total
<b>TOTAL</b>	16,563	6,383	4,225	27,171

HSE / High School Completion Graduates	Number of Graduates
	3,218

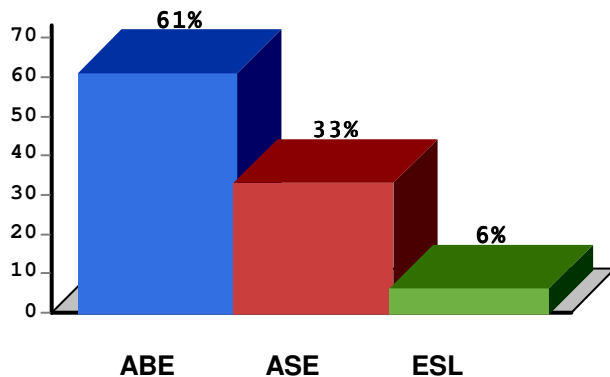
Participant Status



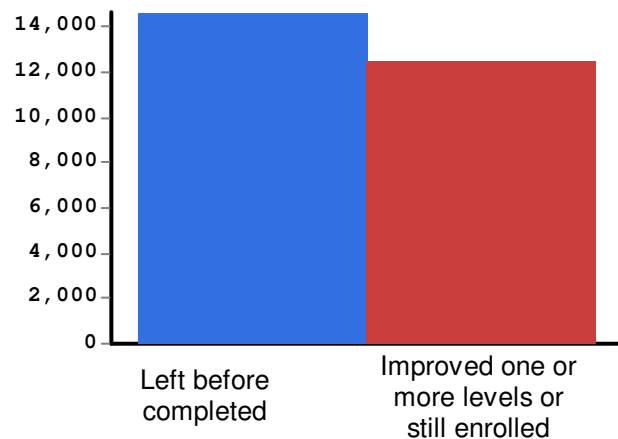
Grants



Percentage of 16-24 in each program



Program Enrollment Performance



US Census, 2015 American Community Survey 5-Year Estimates	
Educational Attainment: Less than 9th grade	165,229
Educational Attainment: 9th to 12th grade, no diploma	372,280
Limited English Proficiency (LEP)	60,488

Michael King, Director  
 Office of Adult Education & State GED Administrator South Carolina Department of Education  
 Rutledge Building, Room 906-D 1429 Senate Street Columbia, SC 29201  
 Phone: (803) 734-8300 Fax: (803) 734-3643  
 Email: mrking@ed.sc.gov Website: <http://www.ed.sc.gov>

National Council of State Directors of Adult Education

Sources\*: OVAE National Reporting System – 2015-2016 Reporting Tables 1, 3, 4, 5, 6 and FFR2;  
 US Census, 2015 American Community Survey 5-Year Estimates

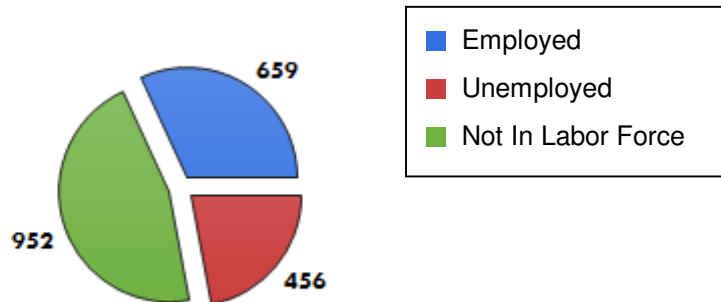
# PROGRAM FACT SHEET 2015-2016\*

## South Dakota

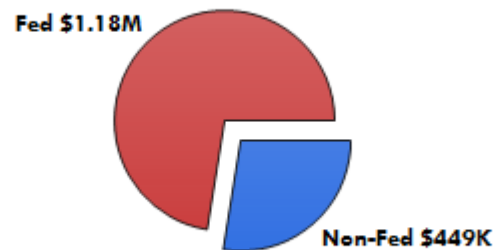
ENROLLMENT				
	Adult Basic Education	Adult Secondary Education	English Literacy	Total
<b>TOTAL</b>	1,049	299	716	2,064

HSE / High School Completion Graduates	Number of Graduates
	233

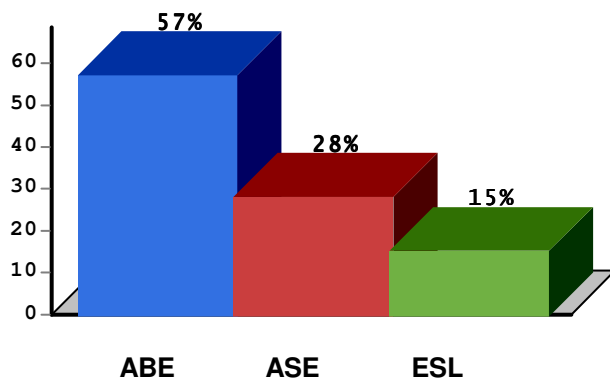
Participant Status



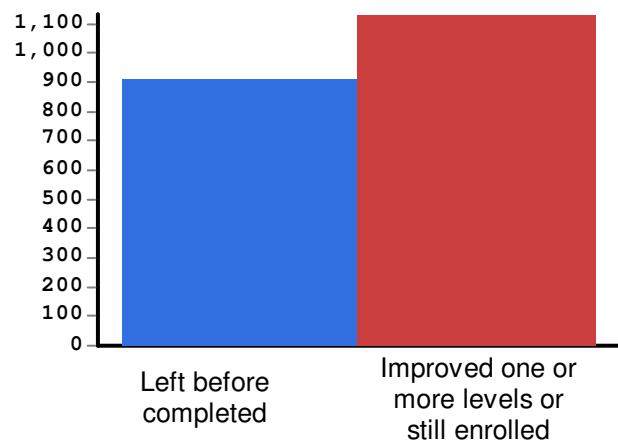
Grants



Percentage of 16-24 in each program



Program Enrollment Performance



US Census, 2015 American Community Survey 5-Year Estimates	
Educational Attainment: Less than 9th grade	23,020
Educational Attainment: 9th to 12th grade, no diploma	39,901
Limited English Proficiency (LEP)	7,530

John Anderson, Adult Education and Literacy Program Administrator  
 South Dakota Department of Labor and Regulation  
 811 East 10th Street Sioux Falls, SD 57103  
 Phone: (605) 367-5300 Fax: (605) 773-6184  
 Email: [john.anderson@state.sd.us](mailto:john.anderson@state.sd.us) Website: <http://dlr.sd.gov/>

National Council of State Directors of Adult Education

Sources\*: OVAE National Reporting System – 2015-2016 Reporting Tables 1, 3, 4, 5, 6 and FFR2;  
 US Census, 2015 American Community Survey 5-Year Estimates

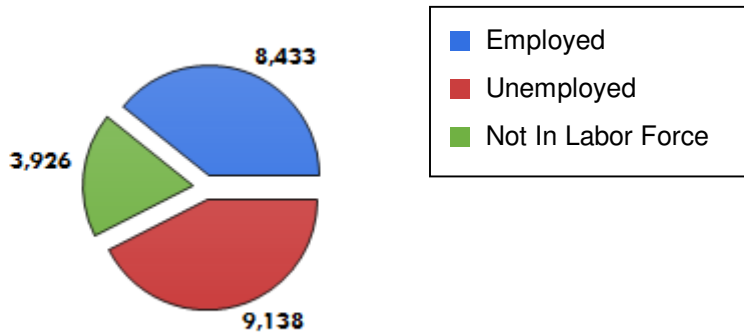
# PROGRAM FACT SHEET 2015-2016\*

## Tennessee

ENROLLMENT				
	Adult Basic Education	Adult Secondary Education	English Literacy	Total
<b>TOTAL</b>	15,290	1,974	4,233	21,497

HSE / High School Completion Graduates	Number of Graduates
	5,404

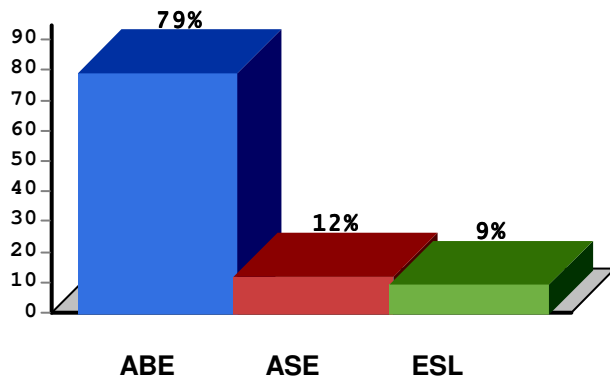
Participant Status



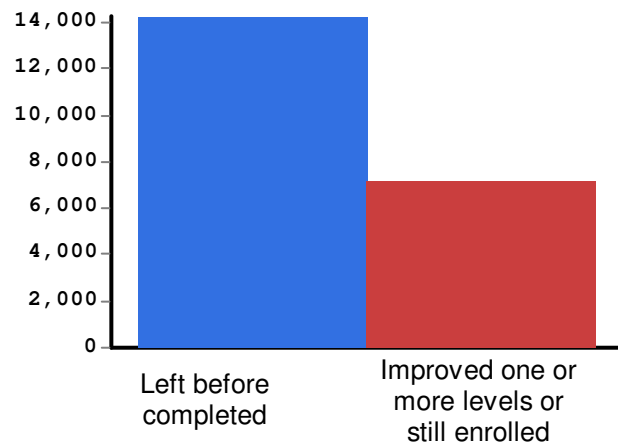
Grants



Percentage of 16-24 in each program



Program Enrollment Performance



US Census, 2015 American Community Survey 5-Year Estimates	
Educational Attainment: Less than 9th grade	256,188
Educational Attainment: 9th to 12th grade, no diploma	458,964
Limited English Proficiency (LEP)	82,322

Franklin "Dee" Johnson, Administrator of Adult Education  
Tennessee Department of Labor and Workforce Development  
220 French Landing Drive Nashville, TN 37243  
Phone: (615) 741-7054 Fax: (615) 532-4899  
Email: [franklin.d.johnson@tn.gov](mailto:franklin.d.johnson@tn.gov) Website: <http://www.state.tn.us/labor-wfd/AE/>

National Council of State Directors of Adult Education

Sources\*: OVAE National Reporting System – 2015-2016 Reporting Tables 1, 3, 4, 5, 6 and FFR2;  
US Census, 2015 American Community Survey 5-Year Estimates

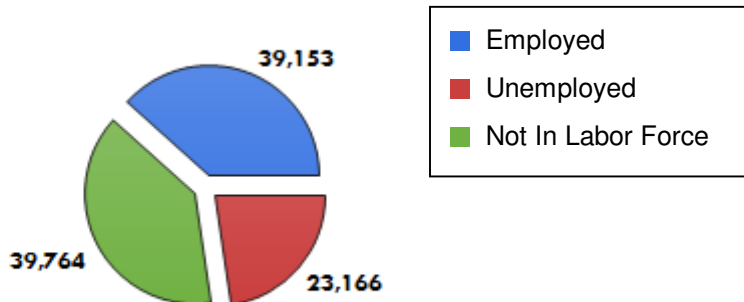
# PROGRAM FACT SHEET 2015-2016\*

## Texas

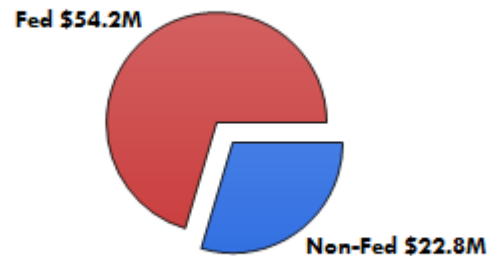
ENROLLMENT				
	Adult Basic Education	Adult Secondary Education	English Literacy	Total
<b>TOTAL</b>	48,209	3,468	50,406	102,083

HSE / High School Completion Graduates	Number of Graduates
	3,199

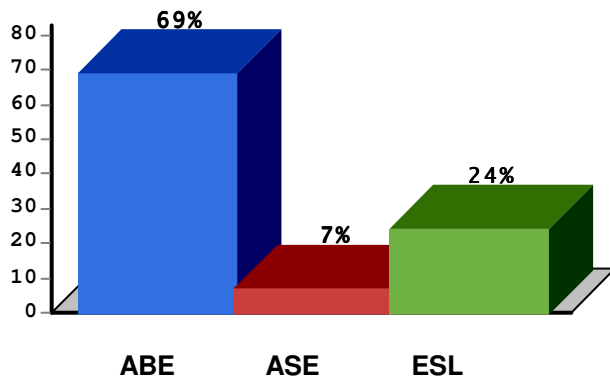
Participant Status



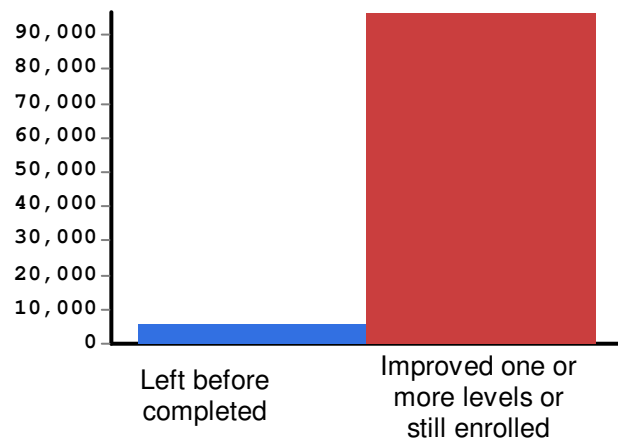
Grants



Percentage of 16-24 in each program



Program Enrollment Performance



US Census, 2015 American Community Survey 5-Year Estimates	
Educational Attainment: Less than 9th grade	1,586,069
Educational Attainment: 9th to 12th grade, no diploma	1,905,694
Limited English Proficiency (LEP)	1,780,505

Anson Green, State Director, Adult Education and Literacy

Texas Workforce Commission

101 E. 15th Street, Room 416t. Austin, TX 78778

Phone: (512) 463-7419 Fax: (512) 936-3420

Email: [anson.green@twc.state.tx.us](mailto:anson.green@twc.state.tx.us) Website: <http://www.twc.state.tx.us/svcs/adultlit/adult-basic-education.html>

National Council of State Directors of Adult Education

Sources\*: OVAE National Reporting System – 2015-2016 Reporting Tables 1, 3, 4, 5, 6 and FFR2;

US Census, 2015 American Community Survey 5-Year Estimates

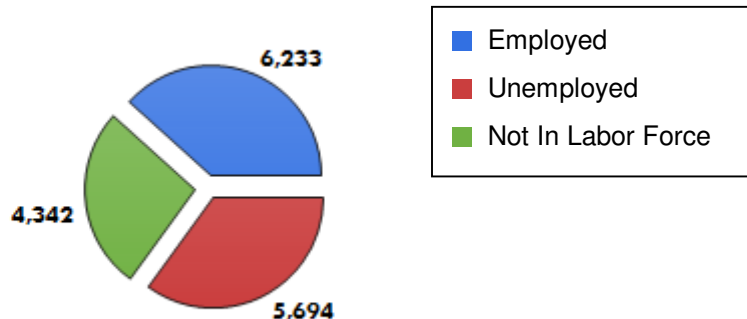
# PROGRAM FACT SHEET 2015-2016\*

## Utah

ENROLLMENT				
	Adult Basic Education	Adult Secondary Education	English Literacy	Total
<b>TOTAL</b>	8,499	1,914	5,856	16,269

HSE / High School Completion Graduates	Number of Graduates
	862

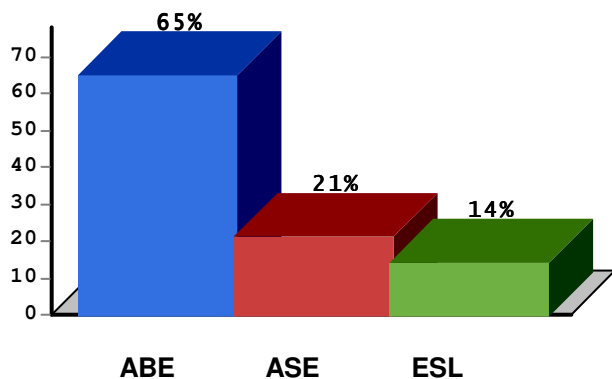
Participant Status



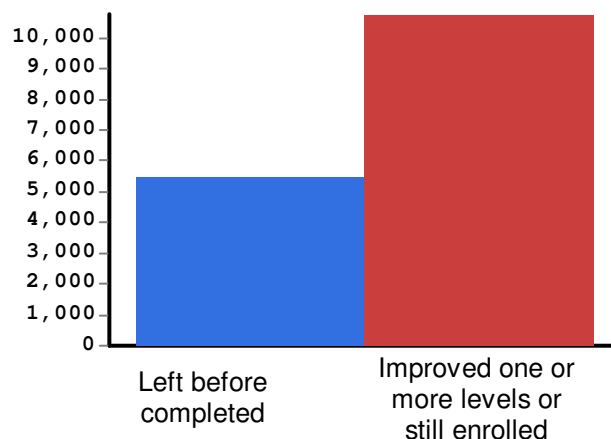
Grants



Percentage of 16-24 in each program



Program Enrollment Performance



US Census, 2015 American Community Survey 5-Year Estimates	
Educational Attainment: Less than 9th grade	53,328
Educational Attainment: 9th to 12th grade, no diploma	135,401
Limited English Proficiency (LEP)	61,315

Ms. Marty Kelly, Alternative, Adult Education and GED Testing Services Coordinator  
 Utah State Board of Education  
 250 East 500 South PO Box 144200 Salt Lake City, UT 14420  
 Phone: (801) 538-7824 Fax: (801) 538-7882  
 Email: [marty.kelly@schools.utah.gov](mailto:marty.kelly@schools.utah.gov) Website: <http://schools.utah.gov/adulted>

National Council of State Directors of Adult Education

Sources\*: OVAE National Reporting System – 2015-2016 Reporting Tables 1, 3, 4, 5, 6 and FFR2;  
 US Census, 2015 American Community Survey 5-Year Estimates

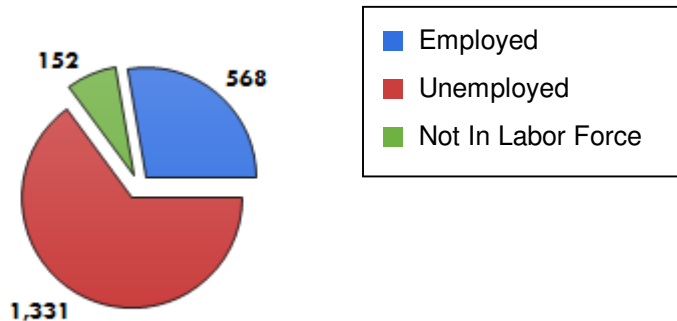
# PROGRAM FACT SHEET 2015-2016\*

## Vermont

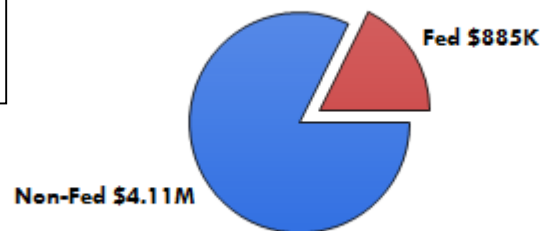
ENROLLMENT				
	Adult Basic Education	Adult Secondary Education	English Literacy	Total
<b>TOTAL</b>	847	785	415	2,047

HSE / High School Completion Graduates	Number of Graduates
	227

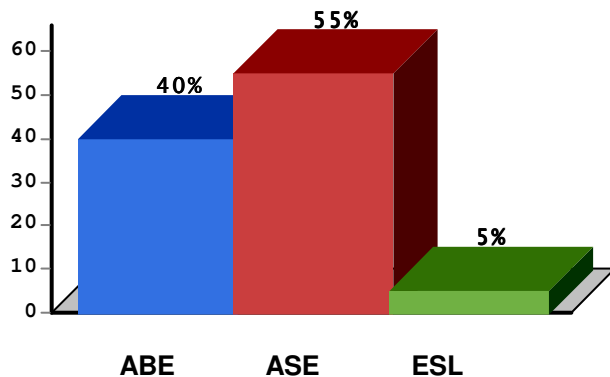
Participant Status



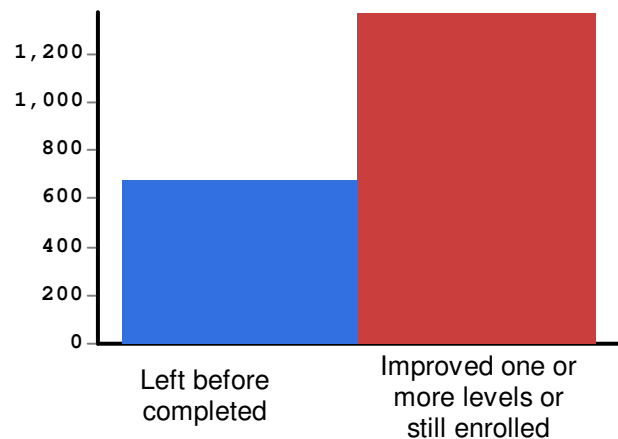
Grants



Percentage of 16-24 in each program



Program Enrollment Performance



US Census, 2015 American Community Survey 5-Year Estimates	
Educational Attainment: Less than 9th grade	12,995
Educational Attainment: 9th to 12th grade, no diploma	28,973
Limited English Proficiency (LEP)	2,789

Robin Castle, State Director of Adult Education and Literacy  
Vermont Agency of Education  
219 North Main Street Suite 402 Barre, VT 05641  
Phone: (802) 479-1279 Fax: (802) 479-1829  
Email: [robin.castle@vermont.gov](mailto:robin.castle@vermont.gov) Website: <http://www.education.vt.gov/>

National Council of State Directors of Adult Education

Sources\*: OVAE National Reporting System – 2015-2016 Reporting Tables 1, 3, 4, 5, 6 and FFR2;  
US Census, 2015 American Community Survey 5-Year Estimates

# PROGRAM FACT SHEET 2015-2016\*

## Virgin Islands

ENROLLMENT				
	Adult Basic Education	Adult Secondary Education	English Literacy	Total
<b>TOTAL</b>	197	0	35	232

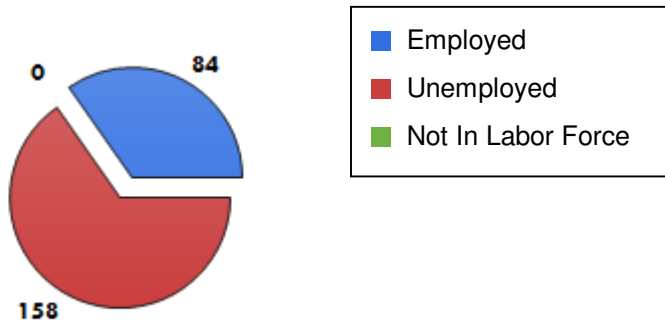
HSE / High School Completion Graduates

Number of Graduates

+

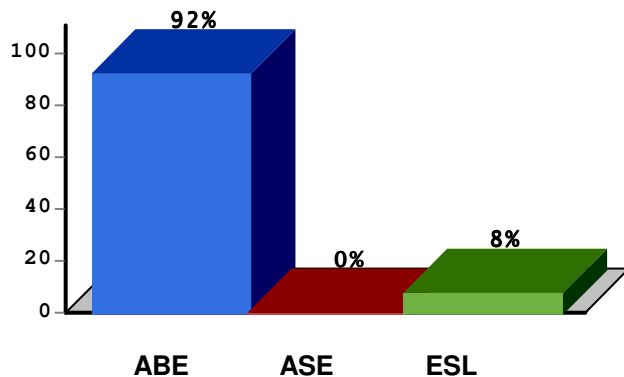
Participant Status

Grants

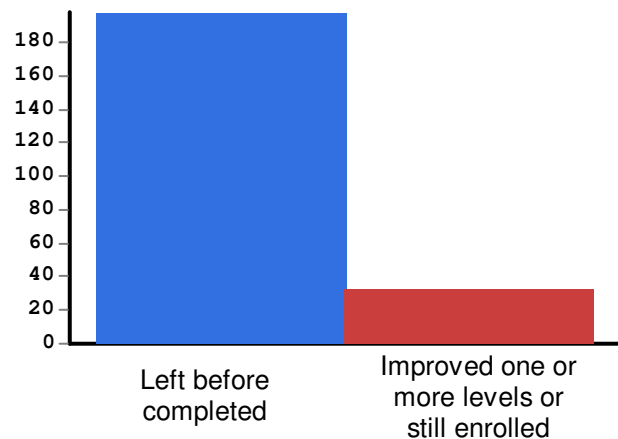


Data not available at time of printing

Percentage of 16-24 in each program



Program Enrollment Performance



US Census, 2015 American Community Survey 5-Year Estimates

Educational Attainment: Less than 9th grade	+
Educational Attainment: 9th to 12th grade, no diploma	+
Limited English Proficiency (LEP)	+

Nancy Callwood, State Director

Vocational, Career, Technical, and Adult Education Department of Education

1834 Kongens Gade Charlotte Amalie, VI 00802

Phone: (340) 776-3484 Fax: (340) 776-3488

Email: [ncallwood@sttj.k12.vi](mailto:ncallwood@sttj.k12.vi) Website: <http://www.vide.vi/our-divisions/adult-education.html>

National Council of State Directors of Adult Education

Sources\*: OVAE National Reporting System – 2015-2016 Reporting Tables 1, 3, 4, 5, 6 and FFR2;

US Census, 2015 American Community Survey 5-Year Estimates

+ Value within statistical margin of error or unknown.

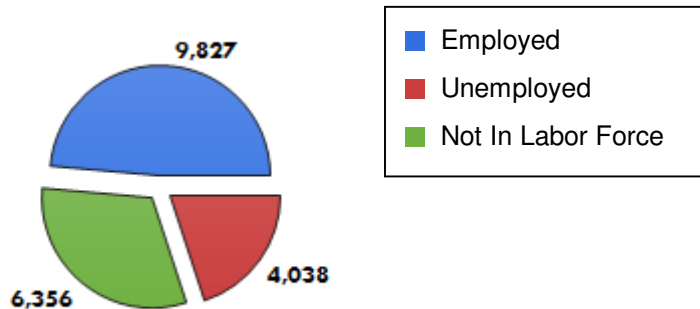
# PROGRAM FACT SHEET 2015-2016\*

## Virginia

ENROLLMENT				
	Adult Basic Education	Adult Secondary Education	English Literacy	Total
<b>TOTAL</b>	7,185	1,545	11,491	20,221

HSE / High School Completion Graduates	Number of Graduates
	916

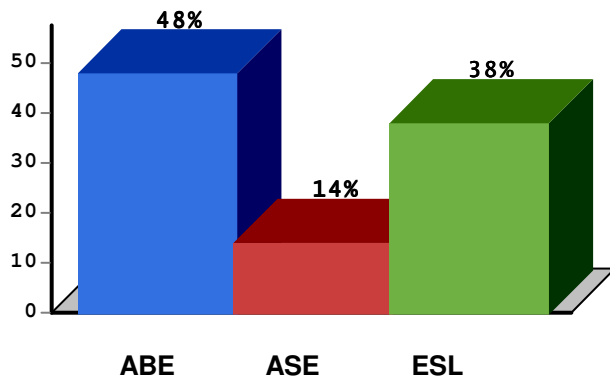
Participant Status



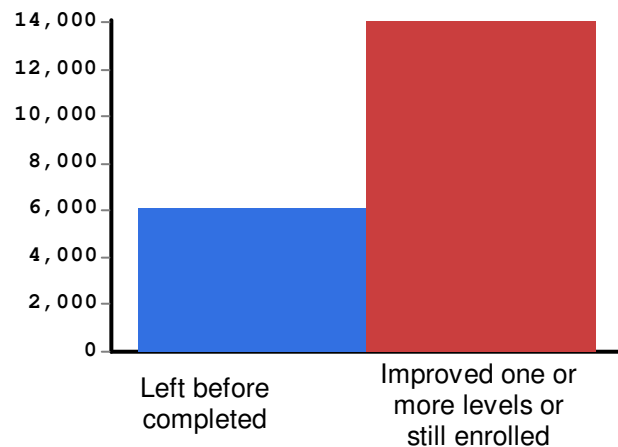
Grants



Percentage of 16-24 in each program



Program Enrollment Performance



US Census, 2015 American Community Survey 5-Year Estimates	
Educational Attainment: Less than 9th grade	275,329
Educational Attainment: 9th to 12th grade, no diploma	464,075
Limited English Proficiency (LEP)	184,409

Lolita B. Hall, Director, Director  
 Office of Career, Technical, and Adult Virginia Department of Education  
 101 North 14th Street James Monroe Building, 21st Floor Richmond, VA 23219-2120  
 Phone: (804) 225-2051 Fax: (804) 225-3352  
 Email: lb.hall@doe.virginia.gov Website: <http://www.doe.virginia.gov/instruction/adulted>

National Council of State Directors of Adult Education

Sources\*: OVAE National Reporting System – 2015-2016 Reporting Tables 1, 3, 4, 5, 6 and FFR2;  
 US Census, 2015 American Community Survey 5-Year Estimates



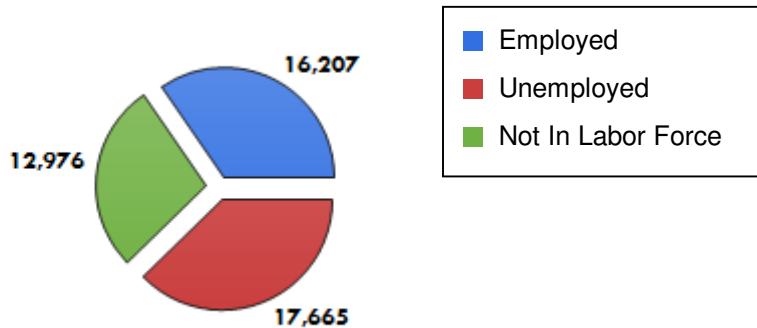
# PROGRAM FACT SHEET 2015-2016\*

## Washington

ENROLLMENT				
	Adult Basic Education	Adult Secondary Education	English Literacy	Total
<b>TOTAL</b>	18,968	3,589	24,291	46,848

HSE / High School Completion Graduates	Number of Graduates
	2,111

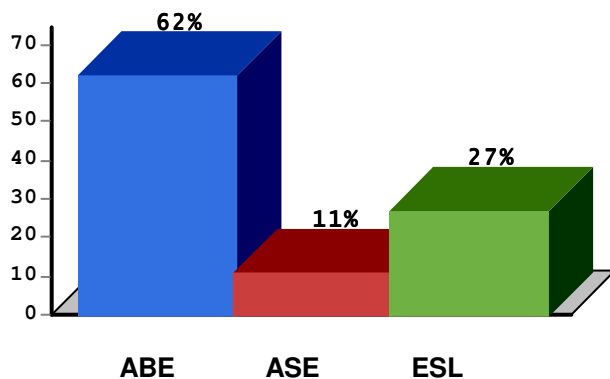
Participant Status



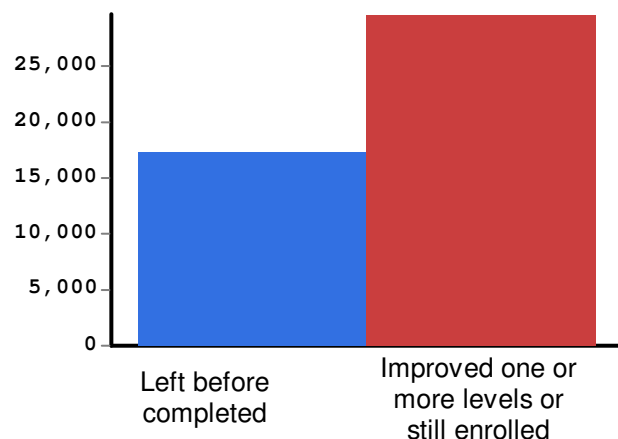
Grants



Percentage of 16-24 in each program



Program Enrollment Performance



US Census, 2015 American Community Survey 5-Year Estimates	
Educational Attainment: Less than 9th grade	199,809
Educational Attainment: 9th to 12th grade, no diploma	353,214
Limited English Proficiency (LEP)	231,875

Jon Kerr, Director

Adult Basic Education Office Washington State Board for Community and Technical Colleges

1300 Quince Street SE Olympia, WA 98504-2495

Phone: (360) 704-4326 Fax: (360) 704-4419

Email: [jkerr@sbctc.edu](mailto:jkerr@sbctc.edu) Website: <http://www.sbctc.edu/colleges-staff/programs-services/basic-education-for-adults/>

National Council of State Directors of Adult Education

Sources\*: OVAE National Reporting System – 2015-2016 Reporting Tables 1, 3, 4, 5, 6 and FFR2;

US Census, 2015 American Community Survey 5-Year Estimates

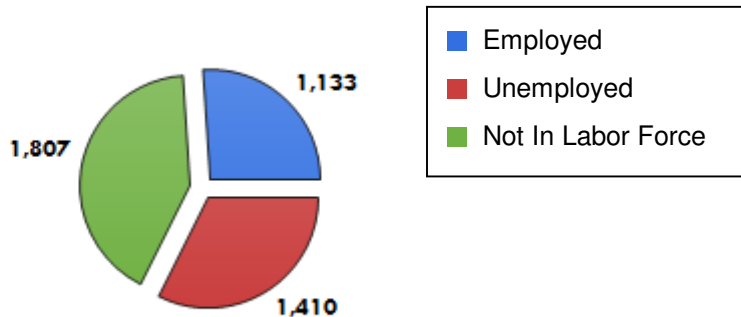
# PROGRAM FACT SHEET 2015-2016\*

## West Virginia

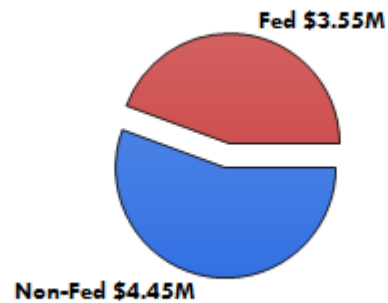
ENROLLMENT				
	Adult Basic Education	Adult Secondary Education	English Literacy	Total
<b>TOTAL</b>	3,231	907	211	4,349

HSE / High School Completion Graduates	Number of Graduates
	506

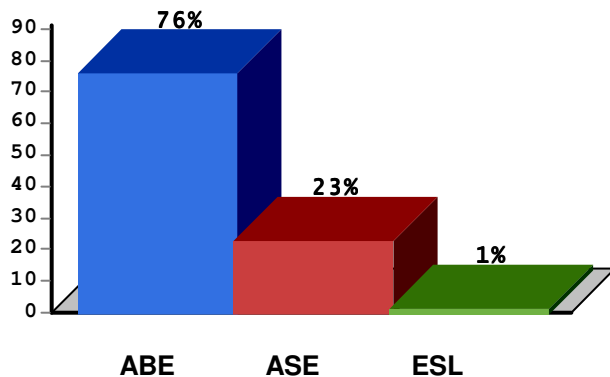
Participant Status



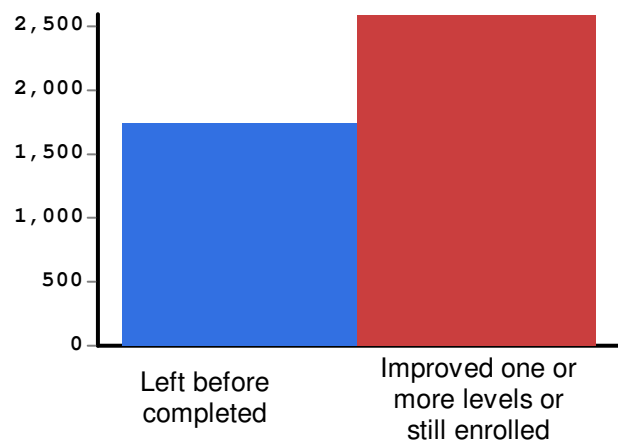
Grants



Percentage of 16-24 in each program



Program Enrollment Performance



US Census, 2015 American Community Survey 5-Year Estimates	
Educational Attainment: Less than 9th grade	70,091
Educational Attainment: 9th to 12th grade, no diploma	148,675
Limited English Proficiency (LEP)	5,139

Mendy Marshall, Administrator  
 Office of Adult Education and Workforce Development  
 Building 6, Room 230 1900 Kanawha Boulevard East Charleston, WV 25305-0330  
 Phone: (304) 558-0280 Fax: (304) 558-3946  
 Email: [mamarsha@k12.wv.us](mailto:mamarsha@k12.wv.us) Website: <http://wvde.state.wv.us/abe/>

National Council of State Directors of Adult Education

Sources\*: OVAE National Reporting System – 2015-2016 Reporting Tables 1, 3, 4, 5, 6 and FFR2;  
 US Census, 2015 American Community Survey 5-Year Estimates

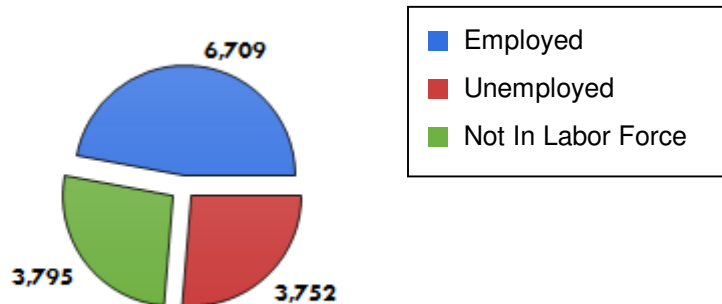
# PROGRAM FACT SHEET 2015-2016\*

## Wisconsin

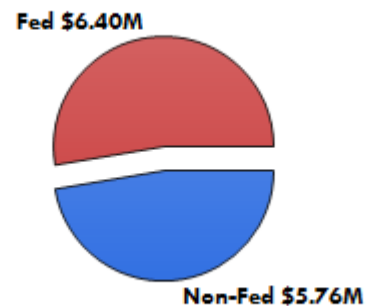
ENROLLMENT				
	Adult Basic Education	Adult Secondary Education	English Literacy	Total
<b>TOTAL</b>	7,259	2,319	4,678	14,256

HSE / High School Completion Graduates	Number of Graduates
	995

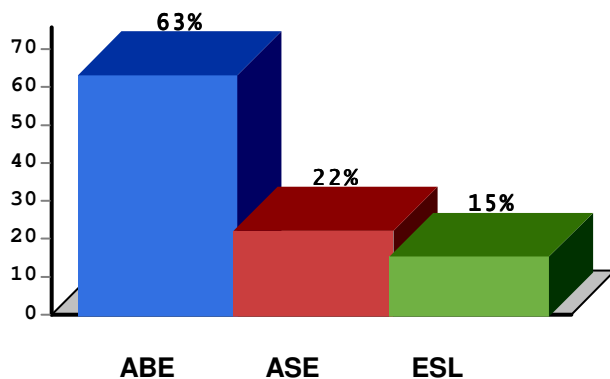
Participant Status



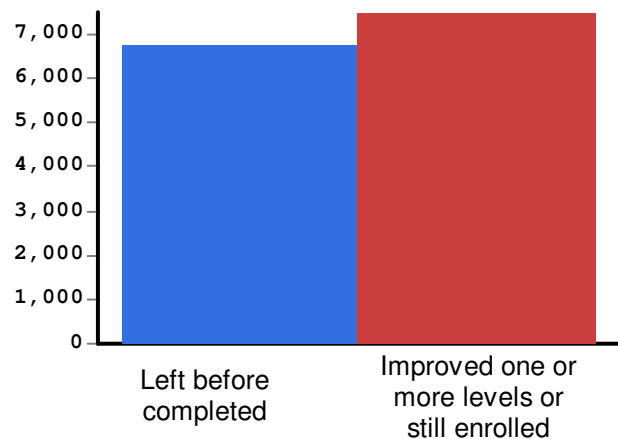
Grants



Percentage of 16-24 in each program



Program Enrollment Performance



US Census, 2015 American Community Survey 5-Year Estimates	
Educational Attainment: Less than 9th grade	128,977
Educational Attainment: 9th to 12th grade, no diploma	285,625
Limited English Proficiency (LEP)	72,343

Lisa Hebgen, State Director  
 Office of Student Success Wisconsin Technical College System Office  
 4622 University Avenue PO Box 7874 Madison, WI 53707-7874  
 Phone: (608) 267-9065 Fax: (608) 266-1690  
 Email: [lisa.hebgen@wtcsystem.edu](mailto:lisa.hebgen@wtcsystem.edu) Website: <http://www.wtcsystem.edu/>

National Council of State Directors of Adult Education

Sources\*: OVAE National Reporting System – 2015-2016 Reporting Tables 1, 3, 4, 5, 6 and FFR2;  
 US Census, 2015 American Community Survey 5-Year Estimates

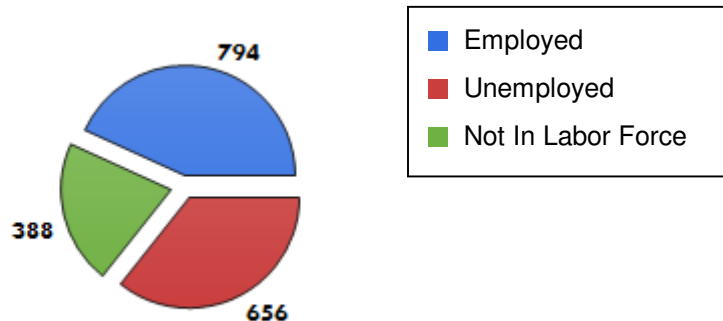
# PROGRAM FACT SHEET 2015-2016\*

## Wyoming

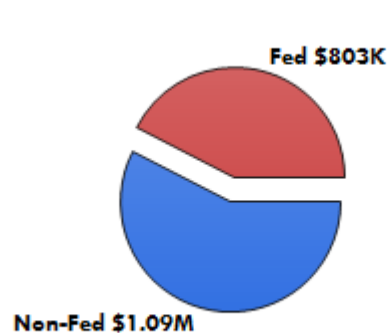
ENROLLMENT				
	Adult Basic Education	Adult Secondary Education	English Literacy	Total
<b>TOTAL</b>	982	431	416	1,829

HSE / High School Completion Graduates	Number of Graduates
	508

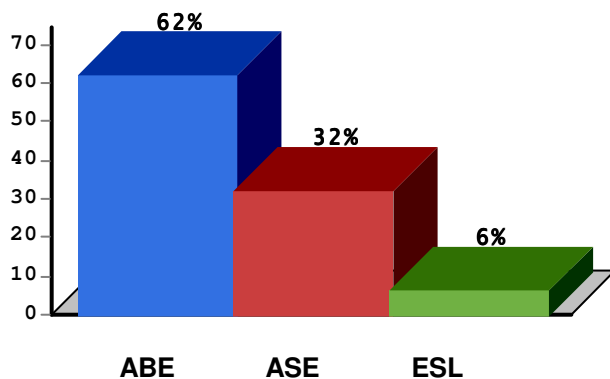
Participant Status



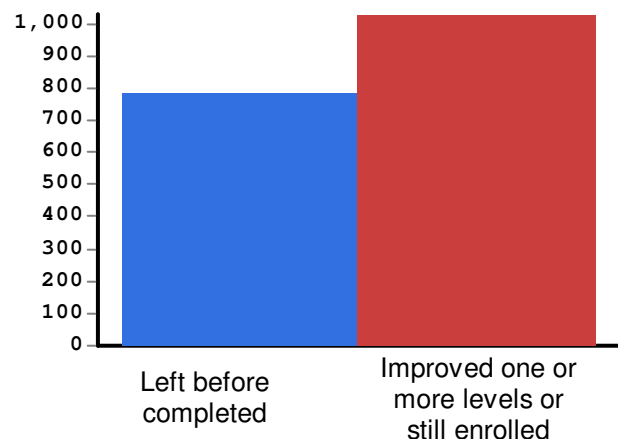
Grants



Percentage of 16-24 in each program



Program Enrollment Performance



US Census, 2015 American Community Survey 5-Year Estimates	
Educational Attainment: Less than 9th grade	8,412
Educational Attainment: 9th to 12th grade, no diploma	28,755
Limited English Proficiency (LEP)	4,919

Ms. Marcia Hess, AE State Director  
Wyoming Community College Commission  
2300 Capitol Ave, 5th Floor Suite B Cheyenne, WY 82002  
Phone: (307) 777-7885 Fax: (307) 777-6567  
Email: [marcia.hess@wyo.gov](mailto:marcia.hess@wyo.gov) Website: <http://www.communitycolleges.wy.edu>

National Council of State Directors of Adult Education

Sources\*: OVAE National Reporting System – 2015-2016 Reporting Tables 1, 3, 4, 5, 6 and FFR2;  
US Census, 2015 American Community Survey 5-Year Estimates

# Blue Book Epilogue

For further information, contact our D.C. Staff....

**Patricia Tyler**

**Executive Director**

ptyler@naepdc.org

202.624.5250

**Dr. Eugene Sofer**

**Government Relations Director**

eugenesofer@gmail.com

202.363.6101

444 North Capitol Street, NW

Suite 422

Washington, DC 20001

## Sources

**National Assessment of Adult Literacy**

<http://nces.ed.gov/naal/index.asp>

**National Reporting System (NRS)**

<http://wdcrobcolp01.ed.gov/CFAPPS/OVAE/NRS/login.cfm>

**Office of Vocational and Adult Education (OVAE)**

<http://www2.ed.gov/about/offices/list/ovae/index.html>

Produced in cooperation with

**The Scherb Group, LLC**

**[www.scherb.com](http://www.scherb.com)**

[steve@scherb.com](mailto:steve@scherb.com)

770.655.5578

Student Data Reporting Solutions